

CL4850SID/O



FEATURES

- Legacy product image shown; actual product varies slightly.
- Split Climate™ intelligent cooling system revolutionizes Sub-Zero's already-superior preservation capabilities, keeping food even fresher for longer
- ClearSight™ LED lighting system fully illuminates the interior and reduces shadows
- Sleek stainless accents trim the interior, matching the sophistication of the exterior
- Touch control panel is conveniently located for easy access at the tap of a finger
- Night Mode optimizes the interior lighting based on the detected ambient light, reducing the brightness by 90% in dim environments
- Lift the base of the flip-up dairy compartment to store taller items on the shelf below
- Delivers fresh, filtered water and ice through an internal dispenser located discreetly within the refrigerator
- Activate Max Ice Mode to temporarily increase ice production
- Wi-Fi enabled for convenient remote access using the Sub-Zero Group Owner's App
- Sub-Zero offers an industry-leading full two-year warranty on appliances, along with a full five-year sealed system warranty


ACCESSORIES

- 90° Door Stop
- Custom Front Panel Mounting Kit
- Custom Side Panel Mounting Kit
- Egg Container
- Grille Frame - 84"
- Stainless Steel Flush Inset Grille Panel
- Stainless Steel Side Panel
- Water Filter
- Stainless Steel Flush Inset Door and Drawer Panels with Pro Handle
- Stainless Steel Flush Inset Door and Drawer Panels with Tubular Handle
- Classic Stainless Steel Pro Louvered Grilles
- Stainless Steel Pro Handles
- Stainless Steel Tubular Handles
- Stainless Steel Kickplate

Accessories are available through an authorized dealer.  
For local dealer information, visit [subzero-wolf.com/locator](https://subzero-wolf.com/locator).



HANDLE ACCESSORIES



PRODUCT DETAILS

REFRIGERATOR

- 5 glass refrigerator shelves (4 adjustable; 1 stationary)
- 4 crisper drawers with removable dividers
- 5 refrigerator door bins (3 adjustable; 2 stationary)
- 1 flip-up dairy compartment
- Air purification system
- Internal ice and water dispenser
- LED refrigerator and freezer lights

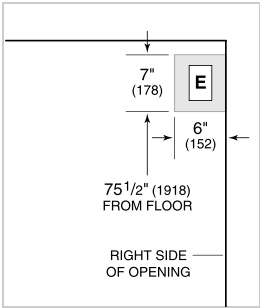
FREEZER

- 3 freezer shelves (2 adjustable; 1 stationary)
- 5 adjustable door bins
- 3 storage drawers
- Fold-up shelf
- Water filtration system

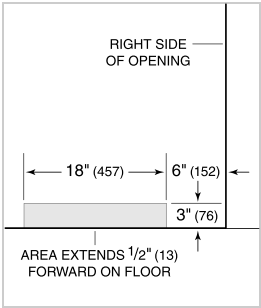
PRODUCT SPECIFICATIONS

|                       |   |
|-----------------------|---|
| Model                 | CL4850SID/O   |
| Dimensions            | 48"W x 84"H x 24"D                                    |
| Refrigerator Capacity | 18.3 cu. ft.  |
| Freezer Capacity      | 10.5 cu. ft.  |
| Weight                | 705 lbs   |
| Electrical Supply     | 115 VAC, 60 Hz  |
| Electrical Service    | 15 amp dedicated circuit                              |
| Plumbing Supply       | 1/4" OD copper, braided stainless steel or PEX tubing |
| Plumbing Pressure     | 35–120 psi  |
| Receptacle            | 3-prong grounding-type                                |

ELECTRICAL



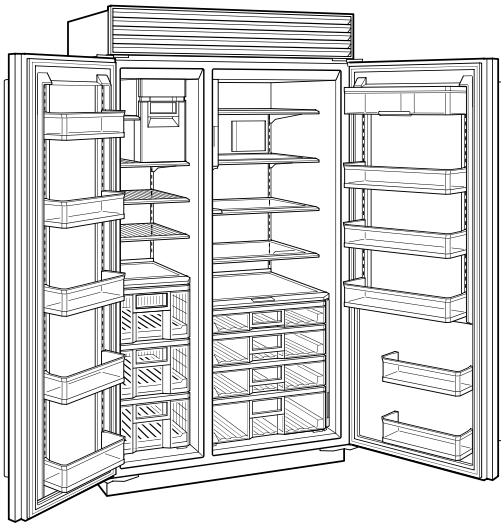
PLUMBING



**PANEL SPECIFICATIONS** For complete panels specifications including width/height, weight requirements, thickness requirements and offset details visit [subzero-wolf.com/builtinconfigurator](https://subzero-wolf.com/builtinconfigurator).

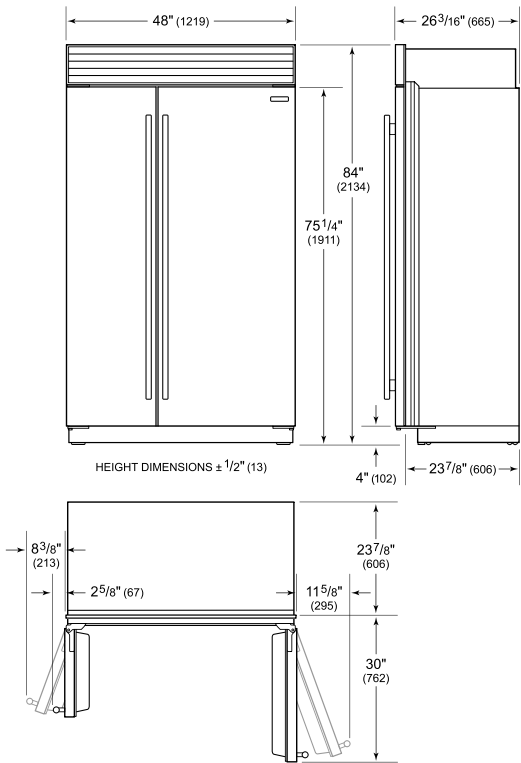
**NOTE:** Dimensions in parenthesis are in millimeters unless otherwise specified

INTERIOR VIEW

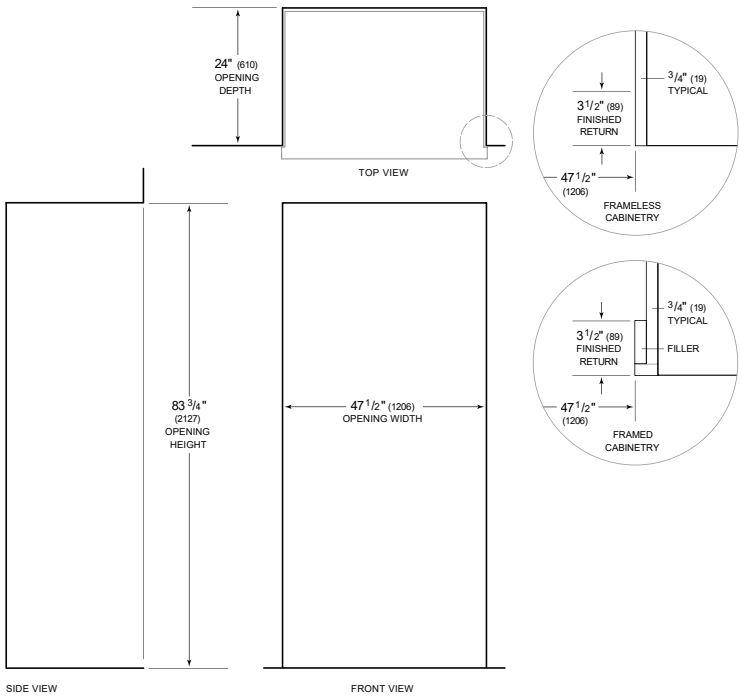


This illustration is intended for interior reference only and may not represent the exterior of the model being specified.

DIMENSIONS



STANDARD INSTALLATION



**NOTE:** 3 1/2 inch (89 mm) finished returns will be visible and should be finished to match cabinetry. Shaded line represents profile of unit.