



36" Framed Electric Cooktop

The black ceramic glass top of the Wolf 36" framed electric cooktop is beautifully complemented by the stainless steel trim. Four heating elements with nine zones offer exceptional control of temperature for cooking utensils of every size. A bridge connects two elements for a 7-inch by 16-inch, 4400 watt heating area. All elements offer true simmer along with one element that enables you to set the temperature for melting.




FEATURES

- Stainless steel trim.
- Easy-to-clean black ceramic glass surface is resistant to scratching, staining, impact and heat—translucent surface allows you to see the glow of hot elements.
- High-frequency pulsation elements improve cooking performance and control.
- Five heating elements with nine zones.
- Bridge-zone element connects two elements to provide a larger cooking area.
- Temperature limiter to ensure that safe operating temperature of ceramic glass is never exceeded.
- Illuminated touch controls with graduated control lighting.
- True simmer setting on all elements.
- Melt setting on one element.
- Hot-surface indicator light in control panel.
- Lock mode—cooktop can be locked so that no elements can be turned on.
- Universal OFF turns all elements off.
- Countdown timer with 1 to 99 minute range and adjustable sound frequency and volume.

MAXIMUM ELEMENT POWER

- Triple-zone element power: 1050 W/2200 W/2700 W.
- Dual-zone element power: 700 W/2200 W.
- Single element power: 1200 W.
- Bridge-zone element power—(2) 1800 W single elements with 800 W bridge: 4400 W.



Model CT36E/S

ACCESSORIES


- Filler strip for installation of multiple cooktops or modules.

Accessories are available through your authorized Wolf dealer. For local dealer information, visit the find a showroom section of our website, wolfappliance.com.

This appliance is certified by Star-K to meet strict religious regulations in conjunction with specific instructions found on www.star-k.org.



Touch controls.

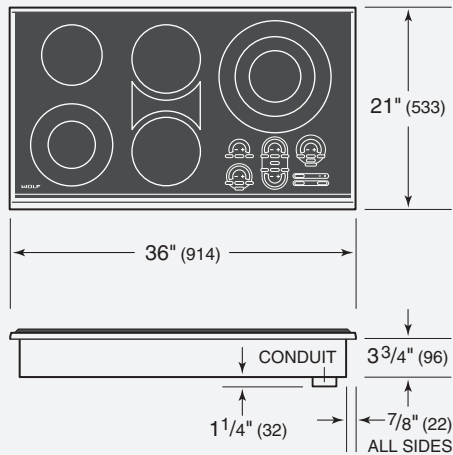


Translucent surface.



36" Framed Electric Cooktop

OVERALL DIMENSIONS



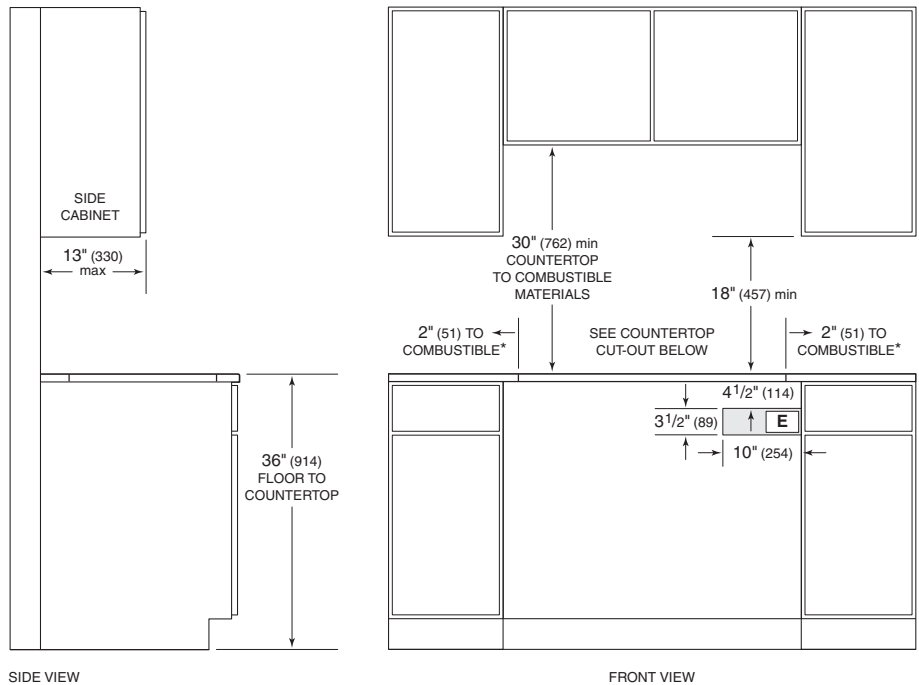
Unit dimensions may vary by $\pm 1/8"$.

SPECIFICATIONS

Overall Width	36"
Overall Height	3 3/4"
Overall Depth	21"
Heating Zone Outer Diameter	
(1) Triple	12"
(1) Dual	8 1/4"
(3) Single	(2) 7" and 6 1/2"
Bridge Element Dimensions	7" x 16"
Countertop Cut-Out*	34 3/8" W x 19 1/4" D
Electrical Requirements	240/208 V AC, 60 Hz 50 amp service
Conduit	4" flexible 3-wire
Electric Rating	10.5 kW at 240 V AC 7.9 kW at 208 V AC
Shipping Weight	60 lbs

*If the cooktop is to be used with any combination of additional cooktop units or modules with a filler strip, the cut-out width increases to 35".

INSTALLATION SPECIFICATIONS



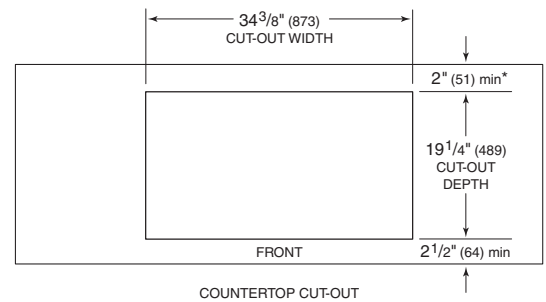
SIDE VIEW

FRONT VIEW

*Minimum clearance from cooktop cut-out to combustibles up to 18" (457) above countertop.

NOTE: Electrical location applies only to installation with built-in oven.

Countertop Cut-Out Dimensions



Dimensions in parentheses are in millimeters unless otherwise specified.

INSTALLATION NOTES

Complete installation specifications can be found on our website, wolfappliance.com.