



## Electric Steamer Module

From a temperature of 140°F to boil, you can keep food hot for long periods of time in the Wolf steamer module or defrost food easily without drying out or losing its flavor. With a two-gallon capacity this unit can hold up to 14 cups of cooked pasta and includes one solid and one perforated stackable insert pan.



Model IS15/S shown installed with model CT15E/S electric cooktop.

### FEATURES

- Integrated design allows for installation of multiple cooktops or modules.
- Stainless steel top construction.
- Hidden 2600-watt heating element.
- Illuminated electronic touch controls with graduated control lighting.
- Large two-gallon maximum capacity tub—10-cup capacity for steaming.
- Two stackable stainless steel steamer insert pans—one solid and one perforated.
- Uses include steaming vegetables, eggs and custard, double boiling, proofing bread dough, warming food and melting chocolate.
- Can function as a slow cooker for 8–10 hours.
- Reversible domed glass lid for easy storage.
- Independent digital timer.
- Digital temperature readout and preheat indicator.
- Electronic drain.

### ACCESSORIES

- Filler strip for installation of multiple cooktops or modules.

Accessories are available through your authorized Wolf dealer. For local dealer information, visit the find a showroom section of our website, [wolfappliance.com](http://wolfappliance.com).



Model IS15/S

This appliance is certified by Star-K to meet strict religious regulations in conjunction with specific instructions found on [www.star-k.org](http://www.star-k.org).

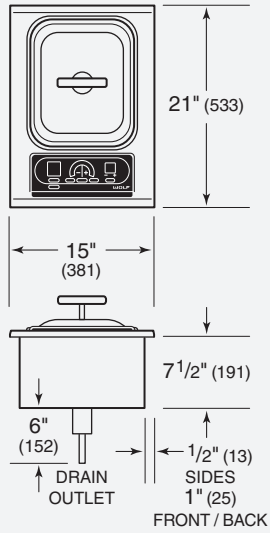


Electronic touch controls.



## Electric Steamer Module

### OVERALL DIMENSIONS

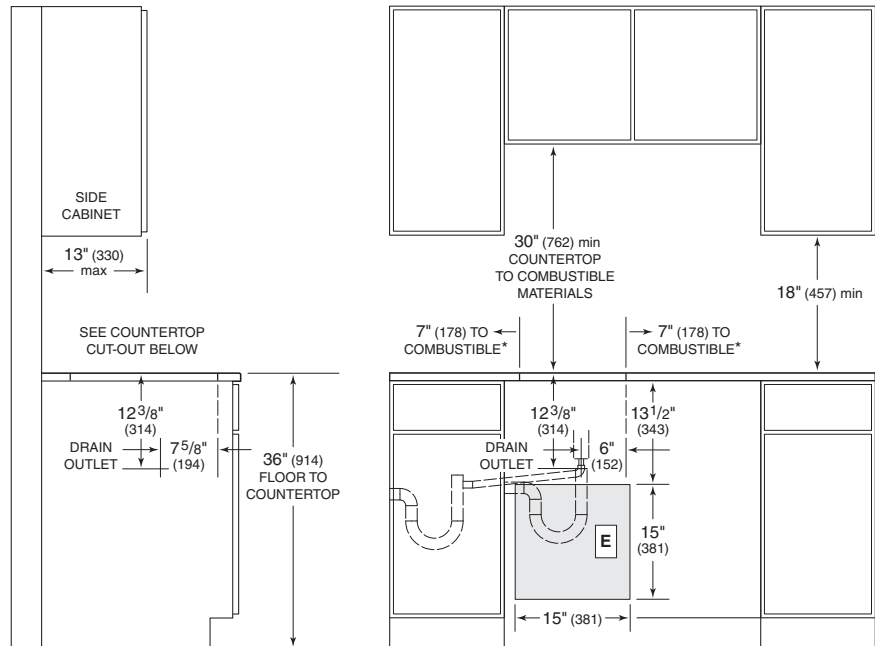


Unit dimensions may vary by  $\pm 1/8$ ".

### SPECIFICATIONS

Exterior Finish	Stainless Steel
Overall Width	15"
Overall Height	13 <sup>1</sup> / <sub>2</sub> "
Overall Depth	21"
Heating Element	2600 W
Minimum Cabinet Depth	22 <sup>3</sup> / <sub>4</sub> "
Minimum Height Clearance	13 <sup>1</sup> / <sub>2</sub> "
Countertop Cut-Out Width	14"
Countertop Cut-Out Depth	19 <sup>1</sup> / <sub>4</sub> "
Electrical Requirements	240/208 V AC 60 Hz, 15 amp circuit
Conduit	4" flexible 3-wire
Electrical Rating	2.6 kW at 240 V 1.9 kW at 208 V
Shipping Weight	40 lbs

### INSTALLATION SPECIFICATIONS



\*Minimum clearance from cooktop cut-out to combustible materials up to 18" (457) above countertop.

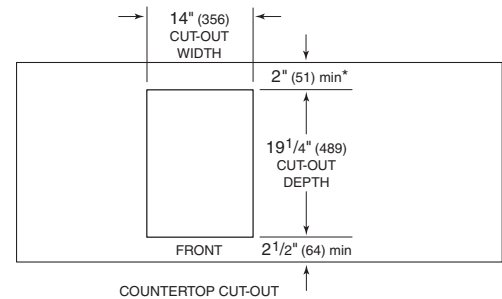
NOTE: Application shown allows for installation of two 15" (381) modules side by side.

### INSTALLATION NOTES

**IMPORTANT NOTE:** This steamer module must be installed at least 15" away from a Wolf fryer module, as contact between water and hot oil may cause burns from steam and hot oil.

Complete installation specifications can be found on our website, [wolfappliance.com](http://wolfappliance.com).

### Countertop Cut-Out Dimensions



Dimensions in parentheses are in millimeters unless otherwise specified.