




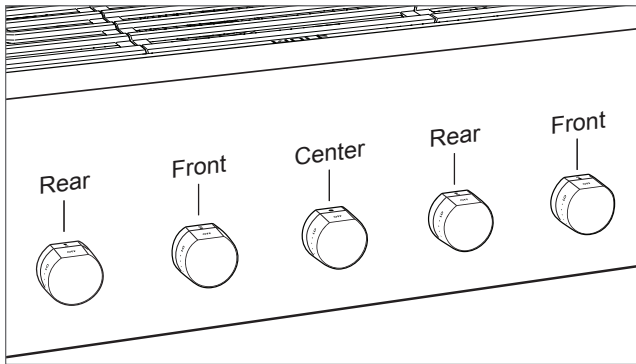
INSTALLATION

- 1 Remove knobs from packaging and discard packaging material. Using the chart as reference, identify the icon etched on each knob to determine the correct placement of each knob.

⚠ CAUTION

Do not place knobs or bezels in dishwasher. Do not soak or use abrasive cleaners. To clean, wipe with a damp cloth and mild detergent and water; rinse and dry.

Icon	Burner location
	Rear
	Front
	Center



Knob placement.

