

# 2024

*UNITED STATES*  
**DISTRIBUTOR PRICE LIST**

---

**PRICES EFFECTIVE**  
**04/01/2024**



# Table of Contents

---

Wall Ovens .....	3
M Series Ovens .....	5
E Series Ovens .....	13
Convection Steam Ovens .....	16
Convection Speed Ovens .....	25
Microwave Ovens .....	28
Warming Drawers .....	34
Vacuum Seal Drawer .....	36
Cooktops .....	37
Module Cooktops .....	38
Induction Cooktops .....	41
Electric Cooktops .....	45
Gas Cooktops .....	47
Coffee Systems .....	50
Ranges and Rangetops .....	55
Induction Ranges .....	57
Dual Fuel Ranges .....	61
Sealed Burner Rangetops .....	73
Gas Ranges .....	79
Outdoor Gas Grills, Modules, and Ventilation .....	87
Outdoor Gas Grills .....	88
Outdoor Modules .....	92
Outdoor Ventilation .....	93
Outdoor Accessories .....	95
Ventilation .....	96
Cooktop Ventilation .....	98
Pro Ventilation .....	108
Wolf Warranties .....	132

Model numbers, specifications, and prices are subject to change at any time without notice. Visit [wolfappliance.com/specs](http://wolfappliance.com/specs), for the most up-to-date information.

**IMPORTANT NOTE:** Throughout this price list, dimensions in parentheses are in millimeters unless otherwise specified.

**NOTE ALSO:** Use of Manufacturer's Suggested Retail Price ("MSRP") is subject to the requirements of Section 1.6 of the Sub-Zero Distributor Agreement, as amended.



Indicates Wi-Fi enabled.



Indicates Star-K certified.

*The information and images in this guide are the copyright property of Sub-Zero, Inc. Neither this guide nor any information or images contained herein may be copied or used in whole or in part without the express written permission of Sub-Zero, Inc. ©Sub-Zero, Inc. all rights reserved.*

*Sub-Zero, Sub-Zero & Design, Sub-Zero & Snowflake Design, Dual Refrigeration, The Living Kitchen, Great American Kitchens The Fine Art of Kitchen Design, Wolf, Wolf & Design, Wolf Gourmet, W & Design, red colored knobs, Cove, and Cove & Design, are registered trademarks and service marks of Sub-Zero Group, Inc. and its subsidiaries.*

*All other trademarks are property of their respective owners in the United States and other countries.*



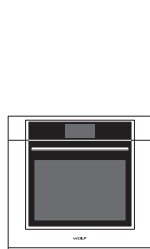
## Wall Ovens

These are the ovens that took the cooking world by storm, bringing professional performance into the home kitchen. Bake, roast, and broil with the confidence of Wolf Convection, Convection Steam, Convection Speed, and Microwave Built-In Ovens. They offer intuitive controls and consistent temperatures to ensure every meal is predictably remarkable. Available in three distinct looks—transitional, professional, and contemporary. Pair with a Warming Drawer or Vacuum Seal Drawer for added versatility.

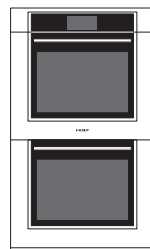
### MODEL NUMBER KEY

Single Oven	SO
Double Oven	DO
Convection Steam Oven	CSO
Convection Steam Oven – Plumbed	CSOP
Speed Oven	SPO
Drop-Down Door Microwave Oven	MDD
Drawer Microwave Oven	MD
Convection Microwave Oven	MC
Standard Microwave Oven	MS
Warming Drawer	WWD
Vacuum Seal Drawer	VS
M Series Transitional	TM
M Series Professional	PM
M Series Contemporary	CM
E Series Transitional	TE
E Series Professional	PE
Stainless Steel	S
Black Glass	B
Tubular Handle	T or TH
Pro Handle	P or PH
Outdoor Model	O

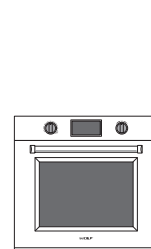
### M Series Ovens



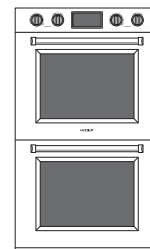
SO3050TM/S/T



DO3050TM/S/T



SO3050PM/S/P



DO3050PM/S/P



SO3050CM/B



DO3050CM/B




SO3050CM/S



DO3050CM/S


### E Series Ovens

#### Limited Availability

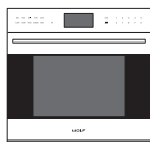


SO24TE/S/TH

#### Future Availability



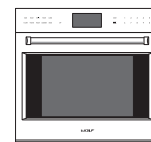
SO2450TE/S/T



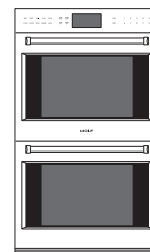
DO3050TE/S/T



DO3050TE/S/T



SO3050PE/S/P



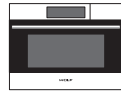
DO3050PE/S/P

## Convection Steam Ovens

Limited Availability



CSO24TE/S/TH



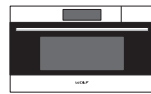
CSO2450TE/S/T  
CSOP2450TE/S/T



CSO2450CM/S  
CSOP2450CM/S



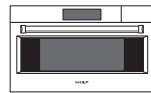
CSO30TE/S/TH



CSO3050TE/S/T  
CSOP3050TE/S/T



CSO30PE/S/PH



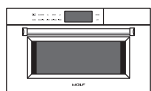
CSO3050PE/S/P  
CSOP3050PE/S/P



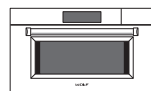
CSO30TM/S/TH



CSO3050TM/S/T  
CSOP3050TM/S/T



CSO30PM/S/PH



CSO3050PM/S/P  
CSOP3050PM/S/P



CSO30CM/B/TH



CSO3050CM/B/T  
CSOP3050CM/B/T



CSO30CM/B



CSO3050CM/B  
CSOP3050CM/B

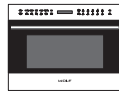


CSO30CM/S

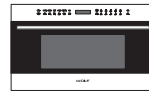


CSO3050CM/S  
CSOP3050CM/S

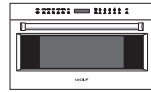
## Convection Speed Ovens




SPO24TE/S/TH



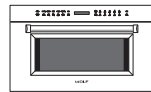
SPO30TE/S/TH



SPO30PE/S/PH



SPO30TM/S/TH



SPO30PM/S/PH



SPO30CM/B/TH


## Drop-Down Door Microwave Ovens



MDD24TE/S/TH



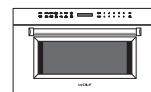
MDD30TE/S/TH



MDD30PE/S/PH



MDD30TM/S/TH



MDD30PM/S/PH



MDD30CM/B/TH

## Drawer Microwave Ovens



MD24TE/S



MD30TE/S



MD30PE/S

## Convection Microwave Oven



MC24

## Standard Microwave Oven




MS24

## Warming Drawers



WWD30



WWD30O

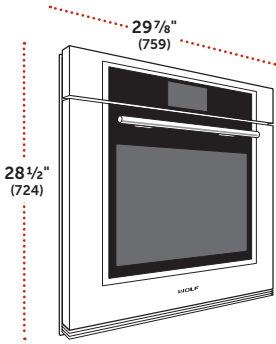
## Vacuum Seal Drawer



VS24



# M Series Ovens



## 30" M Series Transitional Single Oven

MODEL	MSRP
SO3050TM/S/T	\$6,380

### SPECIFICATIONS

Overall Dimensions	29 7/8" W (759) x 28 1/2" H (724) x 23" D (584)
Interior Capacity	5.1 cu ft (144 L)
Interior Dimensions	25 1/4" W (641) x 17 1/2" H (445) x 19 7/8" D (505)
Shipping Weight	273 lbs (124 kg)

### FEATURES

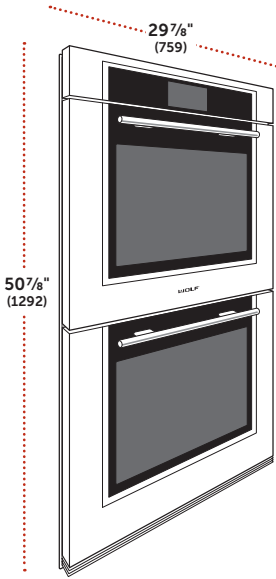
- Stainless steel
- Standard or flush inset installation
- 3/4" tubular handle
- Dual convection
- 10 cooking modes including Gourmet
- Interactive color touchscreen
- 1 standard and 2 full-extension ball-bearing racks
- Broiler pan and temperature probe

## Accessories

DESCRIPTION	NUMBER	MSRP
<b>Oven Racks</b>		
Full-Ext Ball-Bearing Rack	9030652	\$190
Standard Oven Rack	9052548	\$95
Dehydration Rack Set (2)	823247	\$205
30" (762) Baking Sheet	823269	\$85
Temperature Probe	823261	\$85
Broiler Pan	819377	\$75
Multifunction Pan/Rack	9029357	\$260
Bake Stone Kit	9016697	\$255
Dual Installation Kit*	826001	N/C

\*Dual installation kit required for side by side installations.

# M Series Ovens



## 30" M Series Transitional Double Oven

MODEL	MSRP
DO3050TM/S/T	\$9,645

### SPECIFICATIONS

Overall Dimensions	29 7/8" W (759) x 50 7/8" H (1292) x 23" D (584)
Capacity (per oven)	5.1 cu ft (144 L)
Interior Dimensions	25 1/4" W (641) x 17 1/2" H (445) x 19 7/8" D (505)
Shipping Weight	466 lbs (211 kg)

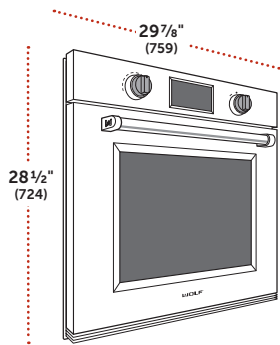
### FEATURES

- Stainless steel
- Standard or flush inset installation
- 3/4" tubular handles
- Dual convection
- 10 cooking modes including Gourmet
- Interactive color touchscreen
- 1 standard and 2 full-extension ball-bearing racks (per oven)
- Broiler pan and temperature probe

## Accessories

DESCRIPTION	NUMBER	MSRP
<b>Oven Racks</b>		
Full-Ext Ball-Bearing Rack	9030652	\$190
Standard Oven Rack	9052548	\$95
Dehydration Rack Set (2)	823247	\$205
30" (762) Baking Sheet	823269	\$85
Temperature Probe	823261	\$85
Broiler Pan	819377	\$75
Multifunction Pan/Rack	9029357	\$260
Bake Stone Kit	9016697	\$255

# M Series Ovens



## 30" M Series Professional Single Oven

MODEL	MSRP
SO3050PM/S/P	\$6,650

Red knobs and stainless steel bezels included with the oven. One set of optional color knobs available at no charge with product purchase.

SPECIFICATIONS	
Overall Dimensions	29 7/8" W (759) x 28 1/2" H (724) x 23" D (584)
Interior Capacity	5.1 cu ft (144 L)
Interior Dimensions	25 1/4" W (641) x 17 1/2" H (445) x 19 7/8" D (505)
Shipping Weight	273 lbs (124 kg)

FEATURES	
-	Stainless steel
-	Standard or flush inset installation
-	Pro handle
-	Dual convection
-	10 cooking modes including Gourmet
-	Interactive color touchscreen
-	1 standard and 2 full-extension ball-bearing racks
-	Broiler pan and temperature probe
-	5 knob colors and 2 bezel colors for 10 combinations to fit any style

## Accessories

### Knobs and Bezels

DESCRIPTION	NUMBER	MSRP
<b>Knobs</b>		
Stainless Steel Knobs	9056337	\$65
Stainless Steel Knobs*	9056336	N/C
Red Knobs	9056332	\$50
Black Knobs	9056335	\$50
Black Knobs*	9056333	N/C
Brushed Brass Knobs	9056340	\$65
Brushed Brass Knobs*	9056338	N/C
Brushed Gray Knobs	9056343	\$65
Brushed Gray Knobs*	9056341	N/C

### Bezels

<b>NEW</b> Brushed Brass Bezels**	9061699	\$150
-----------------------------------	---------	-------

\*One set at no charge with product purchase.

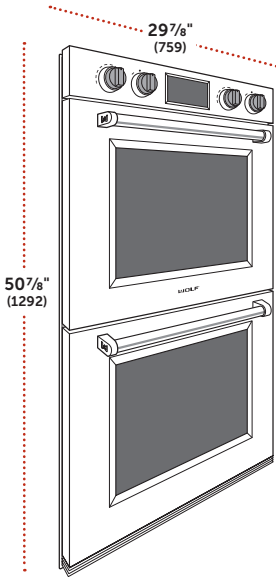
\*\*Future availability. Brushed Brass Bezels must be installed by a Factory Certified Installer or Service provider.

## Oven Accessories

DESCRIPTION	NUMBER	MSRP
<b>Oven Racks</b>		
Full-Ext Ball-Bearing Rack	9030652	\$190
Standard Oven Rack	9052548	\$95
Dehydration Rack Set (2)	823247	\$205
30" (762) Baking Sheet	823269	\$85
Temperature Probe	823261	\$85
Broiler Pan	819377	\$75
Multifunction Pan/Rack	9029357	\$260
Bake Stone Kit	9016697	\$255
Dual Installation Kit*	826001	N/C

\*Dual installation kit required for side by side installations.

# M Series Ovens



## 30" M Series Professional Double Oven

MODEL	MSRP
DO3050PM/S/P	\$10,175

Red knobs and stainless steel bezels included with the oven. One set of optional color knobs available at no charge with product purchase.

SPECIFICATIONS	
Overall Dimensions	29 7/8" W (759) x 50 7/8" H (1292) x 23" D (584)
Capacity (per oven)	5.1 cu ft (144 L)
Interior Dimensions	25 1/4" W (641) x 17 1/2" H (445) x 19 7/8" D (505)
Shipping Weight	466 lbs (211 kg)

FEATURES	
<ul style="list-style-type: none"><li>- Stainless steel</li><li>- Standard or flush inset installation</li><li>- Pro handles</li><li>- Dual convection</li><li>- 10 cooking modes including Gourmet</li><li>- Interactive color touchscreen</li><li>- 1 standard and 2 full-extension ball-bearing racks (per oven)</li><li>- Broiler pan and temperature probe</li><li>- 5 knob colors and 2 bezel colors for 10 combinations to fit any style</li></ul>	

## Accessories

### Knobs and Bezels

DESCRIPTION	NUMBER	MSRP
<b>Knobs*</b>		
Stainless Steel Knobs	9056337	\$65
Stainless Steel Knobs**	9056336	N/C
Red Knobs	9056332	\$50
Black Knobs	9056335	\$50
Black Knobs**	9056333	N/C
Brushed Brass Knobs	9056340	\$65
Brushed Brass Knobs**	9056338	N/C
Brushed Gray Knobs	9056343	\$65
Brushed Gray Knobs**	9056341	N/C
<b>Bezels*</b>		
<b>NEW</b> Brushed Brass Bezels***	9061699	\$150

\*Must order quantity two.

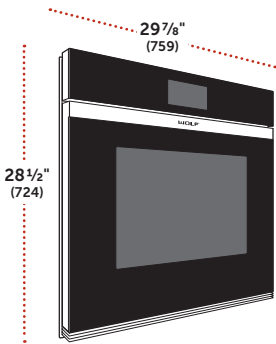
\*\*One set at no charge with product purchase.

\*\*\*Future availability. Brushed Brass Bezels must be installed by a Factory Certified Installer or Service provider.

### Oven Accessories

DESCRIPTION	NUMBER	MSRP
<b>Oven Racks</b>		
Full-Ext Ball-Bearing Rack	9030652	\$190
Standard Oven Rack	9052548	\$95
Dehydration Rack Set (2)	823247	\$205
30" (762) Baking Sheet	823269	\$85
Temperature Probe	823261	\$85
Broiler Pan	819377	\$75
Multifunction Pan/Rack	9029357	\$260
Bake Stone Kit	9016697	\$255

# M Series Ovens



## 30" M Series Contemporary Single Oven

MODEL	MSRP
SO3050CM/B	\$6,475

### SPECIFICATIONS

Overall Dimensions	29 7/8"W (759) x 28 1/2"H (724) x 23"D (584)
Interior Capacity	5.1 cu ft (144 L)
Interior Dimensions	25 1/4"W (641) x 17 1/2"H (445) x 19 7/8"D (505)
Shipping Weight	273 lbs (124 kg)

### FEATURES

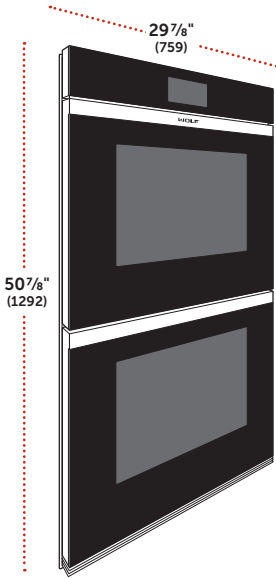
- Handleless black glass
- Standard or flush inset installation
- Dual convection
- 10 cooking modes including Gourmet
- Interactive color touchscreen
- 1 standard and 2 full-extension ball-bearing racks
- Broiler pan and temperature probe

## Accessories

DESCRIPTION	NUMBER	MSRP
<b>Oven Racks</b>		
Full-Ext Ball-Bearing Rack	9030652	\$190
Standard Oven Rack	9052548	\$95
Dehydration Rack Set (2)	823247	\$205
30" (762) Baking Sheet	823269	\$85
Temperature Probe	823261	\$85
Broiler Pan	819377	\$75
Multifunction Pan/Rack	9029357	\$260
Bake Stone Kit	9016697	\$255
Dual Installation Kit*	826001	N/C

\*Dual installation kit required for side by side installations.

# M Series Ovens



## 30" M Series Contemporary Double Oven

MODEL	MSRP
DO3050CM/B	\$9,650

### SPECIFICATIONS

Overall Dimensions	29 7/8" W (759) x 50 7/8" H (1292) x 23" D (584)
Capacity (per oven)	5.1 cu ft (144 L)
Interior Dimensions	25 1/4" W (641) x 17 1/2" H (445) x 19 7/8" D (505)
Shipping Weight	466 lbs (211 kg)

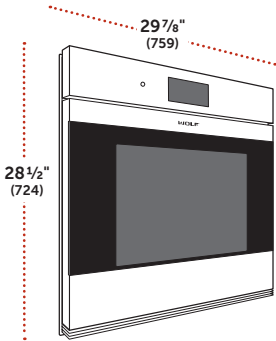
### FEATURES

- Handleless black glass
- Standard or flush inset installation
- Dual convection
- 10 cooking modes including Gourmet
- Interactive color touchscreen
- 1 standard and 2 full-extension ball-bearing racks (per oven)
- Broiler pan and temperature probe

## Accessories

DESCRIPTION	NUMBER	MSRP
<b>Oven Racks</b>		
Full-Ext Ball-Bearing Rack	9030652	\$190
Standard Oven Rack	9052548	\$95
Dehydration Rack Set (2)	823247	\$205
30" (762) Baking Sheet	823269	\$85
Temperature Probe	823261	\$85
Broiler Pan	819377	\$75
Multifunction Pan/Rack	9029357	\$260
Bake Stone Kit	9016697	\$255

# M Series Ovens



## 30" M Series Contemporary Stainless Steel Single Oven

MODEL	MSRP
SO3050CM/S	\$6,565

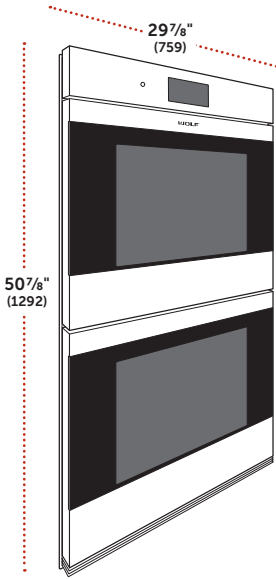
SPECIFICATIONS	
Overall Dimensions	29 7/8"W (759) x 28 1/2"H (724) x 23"D (584)
Interior Capacity	5.1 cu ft (144 L)
Interior Dimensions	25 1/4"W (641) x 17 1/2"H (445) x 19 7/8"D (505)
Shipping Weight	273 lbs (124 kg)

FEATURES	
<ul style="list-style-type: none"><li>- Handleless stainless steel</li><li>- Standard or flush inset installation</li><li>- Dual convection</li><li>- 10 cooking modes including Gourmet</li><li>- Interactive color touchscreen</li><li>- 1 standard and 2 full-extension ball-bearing racks</li><li>- Broiler pan and temperature probe</li></ul>	

## Accessories

DESCRIPTION	NUMBER	MSRP
Oven Racks		
Full-Ext Ball-Bearing Rack	9030652	\$190
Standard Oven Rack	9052548	\$95
Dehydration Rack Set (2)	823247	\$205
30" (762) Baking Sheet	823269	\$85
Temperature Probe	823261	\$85
Broiler Pan	819377	\$75
Multifunction Pan/Rack	9029357	\$260
Bake Stone Kit	9016697	\$255
Dual Installation Kit*	826001	N/C

\*Dual installation kit required for side by side installations.



30" M Series Contemporary Stainless Steel Double Oven

MODEL	MSRP
DO3050CM/S	\$9,830

SPECIFICATIONS	
Overall Dimensions	29 7/8"W (759) x 50 7/8"H (1292) x 23"D (584)
Capacity (per oven)	5.1 cu ft (144 L)
Interior Dimensions	25 1/4"W (641) x 17 1/2"H (445) x 19 7/8"D (505)
Shipping Weight	466 lbs (211 kg)

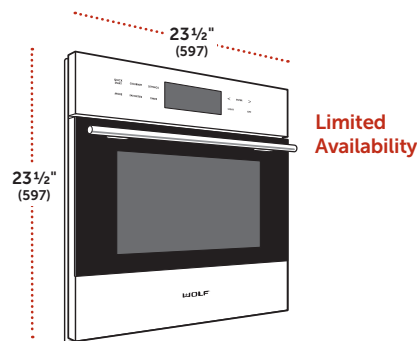
FEATURES	
<ul style="list-style-type: none"><li>- Handleless stainless steel</li><li>- Standard or flush inset installation</li><li>- Dual convection</li><li>- 10 cooking modes including Gourmet</li><li>- Interactive color touchscreen</li><li>- 1 standard and 2 full-extension ball-bearing racks (per oven)</li><li>- Broiler pan and temperature probe</li></ul>	

Accessories

DESCRIPTION	NUMBER	MSRP
Oven Racks		
Full-Ext Ball-Bearing Rack	9030652	\$190
Standard Oven Rack	9052548	\$95
Dehydration Rack Set (2)	823247	\$205
30" (762) Baking Sheet	823269	\$85
Temperature Probe	823261	\$85
Broiler Pan	819377	\$75
Multifunction Pan/Rack	9029357	\$260
Bake Stone Kit	9016697	\$255



## E Series Ovens



### 24" E Series Transitional Single Oven

MODEL	MSRP
SO24TE/S/TH	\$3,235

#### SPECIFICATIONS

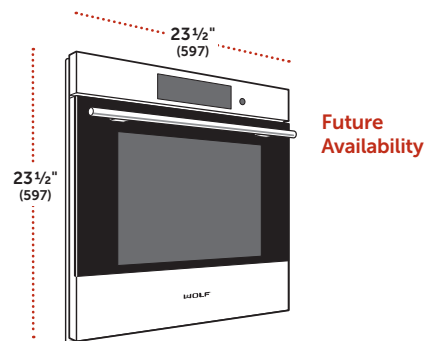
Overall Dimensions	23½"W (597) x 23½"H (597) x 21½"D (546)
Interior Capacity	2.4 cu ft (68 L)
Interior Dimensions	18"W (457) x 13¾"H (349) x 16"D (406)
Shipping Weight	92 lbs (42 kg)

#### FEATURES

- Stainless steel
- Standard or flush inset installation
- ¾" tubular handle
- Convection fan
- 11 cooking modes
- 1 standard rack and 1 versatile porcelain-coated pan
- Temperature probe

### Accessories

DESCRIPTION	NUMBER	MSRP
<b>Solid Pan</b>		
12¾" x 1½" x 7"	820016	\$140
12¾" x 1¼" x 14"	827037	\$175
17¾" x 1¼" x 15"	821210	\$195
Porcelain Baking Sheet	821228	\$140
Standard Oven Rack	826855	\$175
Full-Extension Rack Guides	826628	\$925
Temperature Probe	820867	\$85
<b>Handle</b>		
Pro Handle	826668	\$205
<b>Edge Trim Kit</b>		
24" (610) Black	829158	\$215



### 24" E Series Transitional Single Oven

MODEL	MSRP
SO2450TE/S/T	\$4,035

#### SPECIFICATIONS

Overall Dimensions	23½"W (597) x 23½"H (597) x 22½"D (572)
Interior Capacity	2.4 cu ft (68 L)
Interior Dimensions	18"W (457) x 15½"H (394) x 15½"D (384)
Shipping Weight	113 lbs (51 kg)

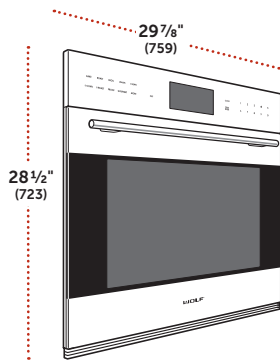
#### FEATURES

- Stainless steel
- Standard or flush inset installation
- ¾" tubular handle
- Single convection with 12 cooking modes including Gourmet and Gourmet+
- Large full-color touchscreen
- 3 full-extension rack positions and one standard position
- 2 standard racks, 1 broiler pan with rack
- Temperature probe

### Accessories

DESCRIPTION	NUMBER	MSRP
<b>Solid Pan</b>		
12¾" x 1½" x 7"	820016	\$140
17¾" x 1¼" x 15"	830387	\$195
Wire Oven Rack	830393	\$60
Broiler Rack	830389	\$85
Enameled Broiler Pan	830390	\$140
Temperature Probe	830400	\$115
<b>Handle</b>		
Pro Handle	826668	\$205

## E Series Ovens



### 30" E Series Transitional Single Oven

MODEL	MSRP
SO3050TE/S/T	\$5,340

#### SPECIFICATIONS

Overall Dimensions	29 7/8" W (759) x 28 1/2" H (723) x 23" D (584)
Interior Capacity	4.7 cu ft (133 L)
Interior Dimensions	25 1/4" W (642) x 17 1/2" H (445) x 18 1/2" D (470)
Shipping Weight	257 lbs (117 kg)

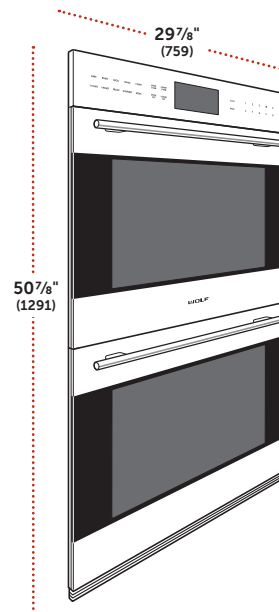
#### FEATURES

- Stainless steel
- Standard or flush inset installation
- 3/4" tubular handle
- Dual convection with 10 cooking modes including Gourmet
- Large full-color touchscreen and stainless touch controls
- 1 standard and 2 full-extension ball-bearing racks
- Broiler pan and temperature probe

### Accessories

DESCRIPTION	NUMBER	MSRP
<b>Oven Racks</b>		
Full-Ext Ball-Bearing Rack	829241	\$190
Standard Oven Rack	829240	\$90
Dehydration Rack Set (2)	823247	\$205
30" (762) Baking Sheet	823269	\$85
Multifunction Pan/Rack	829265	\$255
Temperature Probe	823261	\$85
Broiler Pan	819377	\$75
Bake Stone Kit	9016697	\$255
Dual Installation Kit*	826001	N/C

\*Dual installation kit required for side by side installations.



### 30" E Series Transitional Double Oven

MODEL	MSRP
DO3050TE/S/T	\$8,015

#### SPECIFICATIONS

Overall Dimensions	29 7/8" W (759) x 50 7/8" H (1291) x 23" D (584)
Capacity (per oven)	4.7 cu ft (133 L)
Interior Dimensions	25 1/4" W (642) x 17 1/2" H (445) x 18 1/2" D (470)
Shipping Weight	446 lbs (202 kg)

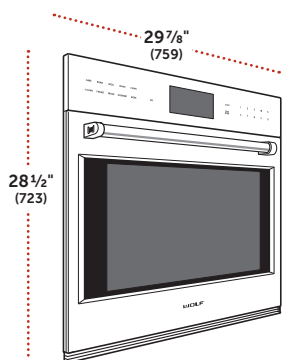
#### FEATURES

- Stainless steel
- Standard or flush inset installation
- 3/4" tubular handle
- Dual convection upper oven with a conventional lower oven
- 10 cooking modes including Gourmet in upper oven
- Large full-color touchscreen and stainless touch controls
- 1 standard and 2 full-extension ball-bearing racks (per oven)
- Broiler pan and temperature probe

### Accessories

DESCRIPTION	NUMBER	MSRP
<b>Oven Racks</b>		
Full-Ext Ball-Bearing Rack	829241	\$190
Standard Oven Rack	829240	\$90
Dehydration Rack Set (2)	823247	\$205
30" (762) Baking Sheet	823269	\$85
Multifunction Pan/Rack	829265	\$255
Temperature Probe	823261	\$85
Broiler Pan	819377	\$75
Bake Stone Kit	9016697	\$255

## E Series Ovens



### 30" E Series Professional Single Oven

MODEL	MSRP
SO3050PE/S/P	\$5,365

#### SPECIFICATIONS

Overall Dimensions	29 7/8" W (759) x 28 1/2" H (723) x 23" D (584)
Interior Capacity	4.7 cu ft (133 L)
Interior Dimensions	25 1/4" W (642) x 17 1/2" H (445) x 18 1/2" D (470)
Shipping Weight	257 lbs (117 kg)

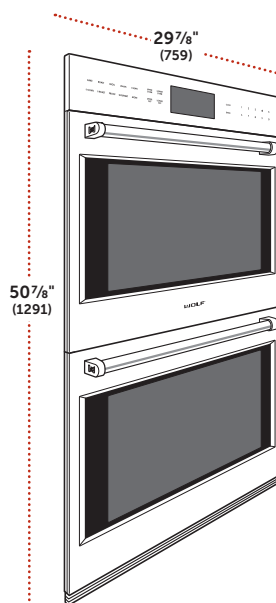
#### FEATURES

- Stainless steel
- Standard or flush inset installation
- Pro handle
- Dual convection with 10 cooking modes including Gourmet
- Large full-color touchscreen and stainless touch controls
- 1 standard and 2 full-extension ball-bearing racks
- Broiler pan and temperature probe

### Accessories

DESCRIPTION	NUMBER	MSRP
<b>Oven Racks</b>		
Full-Ext Ball-Bearing Rack	829241	\$190
Standard Oven Rack	829240	\$90
Dehydration Rack Set (2)	823247	\$205
30" (762) Baking Sheet	823269	\$85
Multifunction Pan/Rack	829265	\$255
Temperature Probe	823261	\$85
Broiler Pan	819377	\$75
Bake Stone Kit	9016697	\$255
Dual Installation Kit*	826001	N/C

\*Dual installation kit required for side by side installations.



### 30" E Series Professional Double Oven

MODEL	MSRP
DO3050PE/S/P	\$8,080

#### SPECIFICATIONS

Overall Dimensions	29 7/8" W (759) x 50 7/8" H (1291) x 23" D (584)
Capacity (per oven)	4.7 cu ft (133 L)
Interior Dimensions	25 1/4" W (642) x 17 1/2" H (445) x 18 1/2" D (470)
Shipping Weight	446 lbs (202 kg)

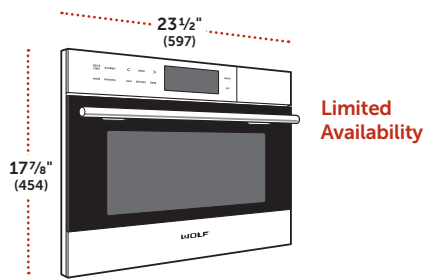
#### FEATURES

- Stainless steel
- Standard or flush inset installation
- Pro handle
- Dual convection upper oven with a conventional lower oven
- 10 cooking modes including Gourmet in upper oven
- Large full-color touchscreen and stainless touch controls
- 1 standard and 2 full-extension ball-bearing racks (per oven)
- Broiler pan and temperature probe

### Accessories

DESCRIPTION	NUMBER	MSRP
<b>Oven Racks</b>		
Full-Ext Ball-Bearing Rack	829241	\$190
Standard Oven Rack	829240	\$90
Dehydration Rack Set (2)	823247	\$205
30" (762) Baking Sheet	823269	\$85
Multifunction Pan/Rack	829265	\$255
Temperature Probe	823261	\$85
Broiler Pan	819377	\$75
Bake Stone Kit	9016697	\$255

## Convection Steam Ovens



### 24" E Series Transitional Convection Steam Oven

MODEL	MSRP
CSO24TE/S/TH	\$3,535

#### SPECIFICATIONS

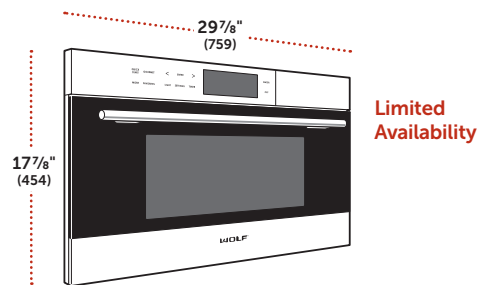
Overall Dimensions	23 1/2" W (597) x 17 7/8" H (454) x 21 1/2" D (546)
Interior Capacity	1.8 cu ft (51 L)
Interior Dimensions	17 7/8" W (454) x 11" H (280) x 15 3/4" D (400)
Power	3800 W
Shipping Weight	80 lbs (36 kg)

#### FEATURES

- Stainless steel
- Standard or flush inset installation
- 3/4" tubular handle
- Convection with 13 cooking modes
- 2 wire oven racks
- 1 perforated and 1 solid 17 3/4" x 1" x 15" pan
- Temperature probe

### Accessories

DESCRIPTION	NUMBER	MSRP
<b>Perforated Pan</b>		
12 3/4" x 1 1/2" x 7"	819999	\$175
12 3/4" x 2 1/2" x 7"	820018	\$205
17 3/4" x 1 1/4" x 15"	821212	\$240
<b>Solid Pan</b>		
12 3/4" x 1 1/2" x 7"	820016	\$140
12 3/4" x 1 1/4" x 14"	827037	\$175
17 3/4" x 1 1/4" x 15"	821210	\$195
Porcelain Baking Sheet	821228	\$140
Oven Rack	821218	\$175
Full-Extension Rack Guides	821718	\$545
Descaling Solution	820021	\$40
Descaling Solution (10)	823403	N/A
<b>Handle</b>		
Pro Handle	826668	\$205
<b>Edge Trim Kit</b>		
24" (610) Black	829156	\$215



### 30" E Series Transitional Convection Steam Oven

MODEL	MSRP
CSO30TE/S/TH	\$4,005

#### SPECIFICATIONS

Overall Dimensions	29 7/8" W (759) x 17 7/8" H (454) x 21 1/2" D (546)
Interior Capacity	1.8 cu ft (51 L)
Interior Dimensions	17 7/8" W (454) x 11" H (280) x 15 3/4" D (400)
Power	3800 W
Shipping Weight	80 lbs (36 kg)

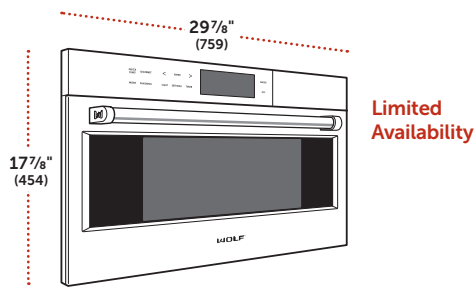
#### FEATURES

- Stainless steel
- Standard or flush inset installation
- 3/4" tubular handle
- Convection with 13 cooking modes
- 2 wire oven racks
- 1 perforated and 1 solid 17 3/4" x 1" x 15" pan
- Temperature probe

### Accessories

DESCRIPTION	NUMBER	MSRP
<b>Perforated Pan</b>		
12 3/4" x 1 1/2" x 7"	819999	\$175
12 3/4" x 2 1/2" x 7"	820018	\$205
17 3/4" x 1 1/4" x 15"	821212	\$240
<b>Solid Pan</b>		
12 3/4" x 1 1/2" x 7"	820016	\$140
12 3/4" x 1 1/4" x 14"	827037	\$175
17 3/4" x 1 1/4" x 15"	821210	\$195
Porcelain Baking Sheet	821228	\$140
Oven Rack	821218	\$175
Full-Extension Rack Guides	821718	\$545
Descaling Solution	820021	\$40
Descaling Solution (10)	823403	N/A

# Convection Steam Ovens



## 30" E Series Professional Convection Steam Oven

MODEL	MSRP
CSO30PE/S/PH	\$4,030

### SPECIFICATIONS

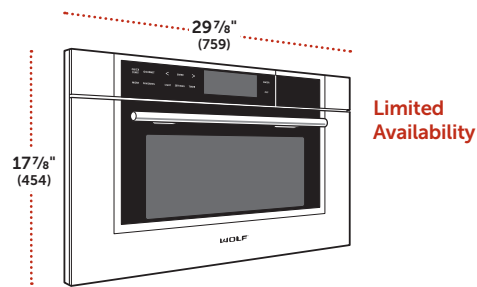
Overall Dimensions	29 7/8" W (759) x 17 7/8" H (454) x 21 1/2" D (546)
Interior Capacity	1.8 cu ft (51 L)
Interior Dimensions	17 7/8" W (454) x 11" H (280) x 15 3/4" D (400)
Power	3800 W
Shipping Weight	80 lbs (36 kg)

### FEATURES

- Stainless steel
- Standard or flush inset installation
- Pro handle
- Convection with 13 cooking modes
- 2 wire oven racks
- 1 perforated and 1 solid 17 3/4" x 1" x 15" pan
- Temperature probe

## Accessories

DESCRIPTION	NUMBER	MSRP
<b>Perforated Pan</b>		
12 3/4" x 1 1/2" x 7"	819999	\$175
12 3/4" x 2 1/2" x 7"	820018	\$205
17 3/4" x 1 1/4" x 15"	821212	\$240
<b>Solid Pan</b>		
12 3/4" x 1 1/2" x 7"	820016	\$140
12 3/4" x 1 1/4" x 14"	827037	\$175
17 3/4" x 1 1/4" x 15"	821210	\$195
Porcelain Baking Sheet	821228	\$140
Oven Rack	821218	\$175
Full-Extension Rack Guides	821718	\$545
Descaling Solution	820021	\$40
Descaling Solution (10)	823403	N/A



## 30" M Series Transitional Convection Steam Oven

MODEL	MSRP
CSO30TM/S/TH	\$4,030

### SPECIFICATIONS

Overall Dimensions	29 7/8" W (759) x 17 7/8" H (454) x 21 1/2" D (546)
Interior Capacity	1.8 cu ft (51 L)
Interior Dimensions	17 7/8" W (454) x 11" H (280) x 15 3/4" D (400)
Power	3800 W
Shipping Weight	80 lbs (36 kg)

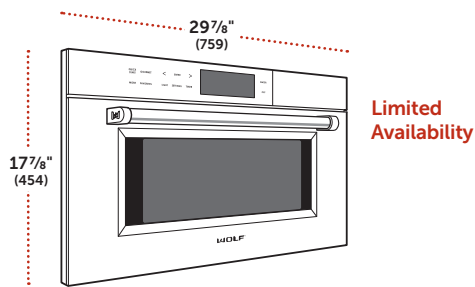
### FEATURES

- Stainless steel
- Standard or flush inset installation
- 3/4" tubular handle
- Convection with 13 cooking modes
- 2 wire oven racks
- 1 perforated and 1 solid 17 3/4" x 1" x 15" pan
- Temperature probe

## Accessories

DESCRIPTION	NUMBER	MSRP
<b>Perforated Pan</b>		
12 3/4" x 1 1/2" x 7"	819999	\$175
12 3/4" x 2 1/2" x 7"	820018	\$205
17 3/4" x 1 1/4" x 15"	821212	\$240
<b>Solid Pan</b>		
12 3/4" x 1 1/2" x 7"	820016	\$140
12 3/4" x 1 1/4" x 14"	827037	\$175
17 3/4" x 1 1/4" x 15"	821210	\$195
Porcelain Baking Sheet	821228	\$140
Oven Rack	821218	\$175
Full-Extension Rack Guides	821718	\$545
Descaling Solution	820021	\$40
Descaling Solution (10)	823403	N/A

## Convection Steam Ovens



### 30" M Series Professional Convection Steam Oven

MODEL	MSRP
CSO30PM/S/PH	\$4,055

#### SPECIFICATIONS

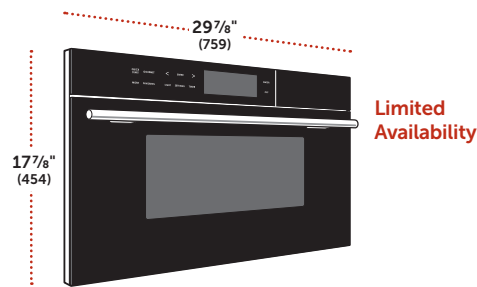
Overall Dimensions	29 7/8" W (759) x 17 7/8" H (454) x 21 1/2" D (546)
Interior Capacity	1.8 cu ft (51 L)
Interior Dimensions	17 7/8" W (454) x 11" H (280) x 15 3/4" D (400)
Power	3800 W
Shipping Weight	80 lbs (36 kg)

#### FEATURES

- Stainless steel
- Standard or flush inset installation
- Pro handle
- Convection with 13 cooking modes
- 2 wire oven racks
- 1 perforated and 1 solid 17 3/4" x 1" x 15" pan
- Temperature probe

### Accessories

DESCRIPTION	NUMBER	MSRP
<b>Perforated Pan</b>		
12 3/4" x 1 1/2" x 7"	819999	\$175
12 3/4" x 2 1/2" x 7"	820018	\$205
17 3/4" x 1 1/4" x 15"	821212	\$240
<b>Solid Pan</b>		
12 3/4" x 1 1/2" x 7"	820016	\$140
12 3/4" x 1 1/4" x 14"	827037	\$175
17 3/4" x 1 1/4" x 15"	821210	\$195
Porcelain Baking Sheet	821228	\$140
Oven Rack	821218	\$175
Full-Extension Rack Guides	821718	\$545
Descaling Solution	820021	\$40
Descaling Solution (10)	823403	N/A



### 30" M Series Contemporary Convection Steam Oven

MODEL	MSRP
CSO30CM/B/TH	\$3,940

#### SPECIFICATIONS

Overall Dimensions	29 7/8" W (759) x 17 7/8" H (454) x 21 1/2" D (546)
Interior Capacity	1.8 cu ft (51 L)
Interior Dimensions	17 7/8" W (454) x 11" H (280) x 15 3/4" D (400)
Power	3800 W
Shipping Weight	80 lbs (36 kg)

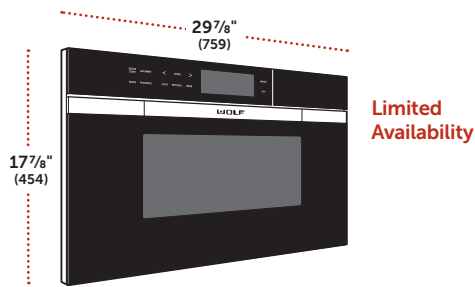
#### FEATURES

- Black glass
- Standard or flush inset installation
- 3/4" tubular handle
- Convection with 13 cooking modes
- 2 wire oven racks
- 1 perforated and 1 solid 17 3/4" x 1" x 15" pan
- Temperature probe

### Accessories

DESCRIPTION	NUMBER	MSRP
<b>Perforated Pan</b>		
12 3/4" x 1 1/2" x 7"	819999	\$175
12 3/4" x 2 1/2" x 7"	820018	\$205
17 3/4" x 1 1/4" x 15"	821212	\$240
<b>Solid Pan</b>		
12 3/4" x 1 1/2" x 7"	820016	\$140
12 3/4" x 1 1/4" x 14"	827037	\$175
17 3/4" x 1 1/4" x 15"	821210	\$195
Porcelain Baking Sheet	821228	\$140
Oven Rack	821218	\$175
Full-Extension Rack Guides	821718	\$545
Descaling Solution	820021	\$40
Descaling Solution (10)	823403	N/A

# Convection Steam Ovens



## 30" M Series Contemporary Convection Steam Oven with Retractable Handle

MODEL	MSRP
CSO30CM/B	\$4,175

### SPECIFICATIONS

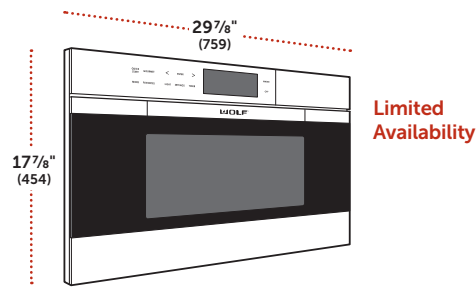
Overall Dimensions	29 7/8"W (759) x 17 7/8"H (454) x 21 1/2"D (546)
Interior Capacity	1.8 cu ft (51 L)
Interior Dimensions	17 7/8"W (454) x 11"H (280) x 15 3/4"D (400)
Power	3800 W
Shipping Weight	80 lbs (36 kg)

### FEATURES

- Black glass
- Standard or flush inset installation
- Retractable handle
- Convection with 13 cooking modes
- 2 wire oven racks
- 1 perforated and 1 solid 17 3/4" x 1" x 15" pan
- Temperature probe

## Accessories

DESCRIPTION	NUMBER	MSRP
<b>Perforated Pan</b>		
12 3/4" x 1 1/2" x 7"	819999	\$175
12 3/4" x 2 1/2" x 7"	820018	\$205
17 3/4" x 1 1/4" x 15"	821212	\$240
<b>Solid Pan</b>		
12 3/4" x 1 1/2" x 7"	820016	\$140
12 3/4" x 1 1/4" x 14"	827037	\$175
17 3/4" x 1 1/4" x 15"	821210	\$195
Porcelain Baking Sheet	821228	\$140
Oven Rack	821218	\$175
Full-Extension Rack Guides	821718	\$545
Descaling Solution	820021	\$40
Descaling Solution (10)	823403	N/A



## 30" M Series Contemporary Stainless Steel Convection Steam Oven with Retractable Handle

MODEL	MSRP
CSO30CM/S	\$4,260

### SPECIFICATIONS

Overall Dimensions	29 7/8"W (759) x 17 7/8"H (454) x 21 1/2"D (546)
Interior Capacity	1.8 cu ft (51 L)
Interior Dimensions	17 7/8"W (454) x 11"H (280) x 15 3/4"D (400)
Power	3800 W
Shipping Weight	80 lbs (36 kg)

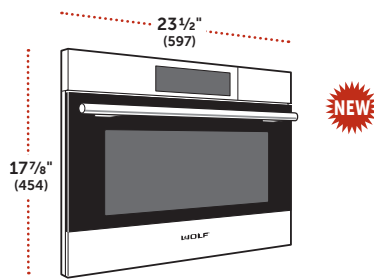
### FEATURES

- Stainless steel
- Standard or flush inset installation
- Retractable handle
- Convection with 13 cooking modes
- 2 wire oven racks
- 1 perforated and 1 solid 17 3/4" x 1" x 15" pan
- Temperature probe

## Accessories

DESCRIPTION	NUMBER	MSRP
<b>Perforated Pan</b>		
12 3/4" x 1 1/2" x 7"	819999	\$175
12 3/4" x 2 1/2" x 7"	820018	\$205
17 3/4" x 1 1/4" x 15"	821212	\$240
<b>Solid Pan</b>		
12 3/4" x 1 1/2" x 7"	820016	\$140
12 3/4" x 1 1/4" x 14"	827037	\$175
17 3/4" x 1 1/4" x 15"	821210	\$195
Porcelain Baking Sheet	821228	\$140
Oven Rack	821218	\$175
Full-Extension Rack Guides	821718	\$545
Descaling Solution	820021	\$40
Descaling Solution (10)	823403	N/A

## Convection Steam Ovens



### 24" E Series Transitional Convection Steam Oven

MODEL	MSRP
CSO2450TE/S/T	\$5,845
CSOP2450TE/S/T (Plumbed)	\$6,445

#### SPECIFICATIONS

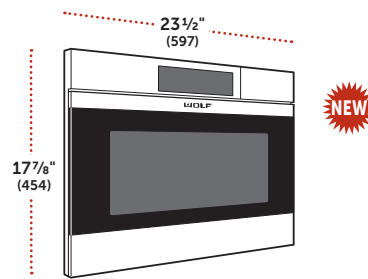
Overall Dimensions	23½"W (597) x 17⅞"H (454) x 22½"D (572)
Interior Capacity	1.7 cu ft (47 L)
Interior Dimensions	17½"W (445) x 10¾"H (273) x 15⅝"D (384)
Power	3800 W
Shipping Weight	97 lbs (44 kg)

#### FEATURES

- Plumbed and non-plumbed option
- Stainless steel
- Standard or flush inset installation
- ¾" tubular handle
- Single convection with 11 standard cooking modes, plus Gourmet and Gourmet+
- Large full-color touchscreen
- Save up to 50 favorite recipe presets
- 3 full-extension rack positions and one standard position
- 1 standard rack, 1 perforated pan, 1 solid pan, 1 broiler pan with rack
- Temperature probe

### Accessories

DESCRIPTION	NUMBER	MSRP
<b>Perforated Pan</b>		
12¾" x 1½" x 7"	819999	\$175
17¾" x 1¼" x 15"	830384	\$240
<b>Solid Pan</b>		
12¾" x 1½" x 7"	820016	\$140
17¾" x 1¼" x 15"	830387	\$195
Wire Oven Rack	830394	\$175
Broiler Rack	830389	\$85
Enameled Broiler Pan	830390	\$140
Temperature Probe	830400	\$115
Descaling Solution	820021	\$40
Descaling Solution (10)	823403	N/A
<b>Handle</b>		
Pro Handle	826668	\$205



### 24" M Series Contemporary Stainless Steel Handleless Convection Steam Oven

MODEL	MSRP
CSO2450CM/S	\$6,345
CSOP2450CM/S (Plumbed)	\$6,945

#### SPECIFICATIONS

Overall Dimensions	23½"W (597) x 17⅞"H (454) x 22½"D (572)
Interior Capacity	1.7 cu ft (47 L)
Interior Dimensions	17½"W (445) x 10¾"H (273) x 15⅝"D (384)
Power	3800 W
Shipping Weight	99 lbs (45 kg)

#### FEATURES

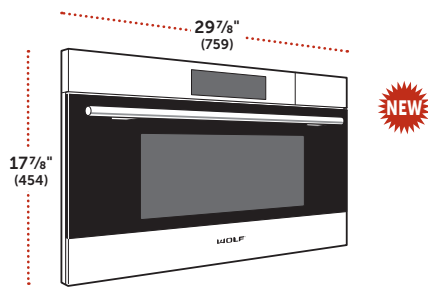
- Plumbed and non-plumbed option
- Stainless steel
- Standard or flush inset installation
- Contemporary, handleless design with motorized door
- Single convection with 11 standard cooking modes, plus Gourmet and Gourmet+
- Large full-color touchscreen
- Save up to 50 favorite recipe presets
- 3 full-extension rack positions and one standard position
- 1 standard rack, 1 perforated pan, 1 solid pan, 1 broiler pan with rack
- Temperature probe

### Accessories

DESCRIPTION	NUMBER	MSRP
<b>Perforated Pan</b>		
12¾" x 1½" x 7"	819999	\$175
17¾" x 1¼" x 15"	830384	\$240
<b>Solid Pan</b>		
12¾" x 1½" x 7"	820016	\$140
17¾" x 1¼" x 15"	830387	\$195
Wire Oven Rack	830394	\$175
Broiler Rack	830389	\$85
Enameled Broiler Pan	830390	\$140
Temperature Probe	830400	\$115
Descaling Solution	820021	\$40
Descaling Solution (10)	823403	N/A



## Convection Steam Ovens



### 30" E Series Transitional Convection Steam Oven

MODEL	MSRP
CSO3050TE/S/T	\$7,445
CSOP3050TE/S/T (Plumbed)	\$8,045

#### SPECIFICATIONS

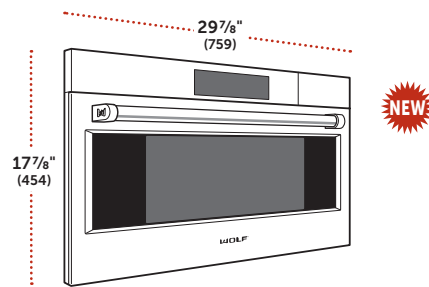
Overall Dimensions	29 7/8" W (759) x 17 7/8" H (454) x 22 1/2" D (572)
Interior Capacity	2.4 cu ft (68 L)
Interior Dimensions	25 1/4" W (641) x 10 3/4" H (273) x 15 1/8" D (384)
Power	3800 W
Shipping Weight	127 lbs (58 kg)

#### FEATURES

- Plumbed and non-plumbed option
- Stainless steel
- Standard or flush inset installation
- 3/4" tubular handle
- Dual convection with 11 standard cooking modes, plus Gourmet and Gourmet+
- Large full-color touchscreen
- Save up to 50 favorite recipe presets
- 3 full-extension rack positions and one standard position
- 1 standard rack, 1 perforated pan, 1 solid pan, 1 broiler pan with rack
- Temperature probe

### Accessories

DESCRIPTION	NUMBER	MSRP
<b>Perforated Pan</b>		
12 3/4" x 1 1/2" x 7"	819999	\$175
24 3/4" x 1 3/8" x 14 1/2"	830385	\$300
<b>Solid Pan</b>		
12 3/4" x 1 1/2" x 7"	820016	\$140
24 3/4" x 1 3/8" x 14 1/2"	830388	\$245
Wire Oven Rack	830395	\$220
Broiler Rack	830391	\$110
Enameled Broiler Pan	830392	\$205
Temperature Probe	830400	\$115
Descaling Solution	820021	\$40
Descaling Solution (10)	823403	N/A



### 30" E Series Professional Convection Steam Oven

MODEL	MSRP
CSO3050PE/S/P	\$7,445
CSOP3050PE/S/P (Plumbed)	\$8,045

#### SPECIFICATIONS

Overall Dimensions	29 7/8" W (759) x 17 7/8" H (454) x 22 1/2" D (572)
Interior Capacity	2.4 cu ft (68 L)
Interior Dimensions	25 1/4" W (641) x 10 3/4" H (273) x 15 1/8" D (384)
Power	3800 W
Shipping Weight	129 lbs (59 kg)

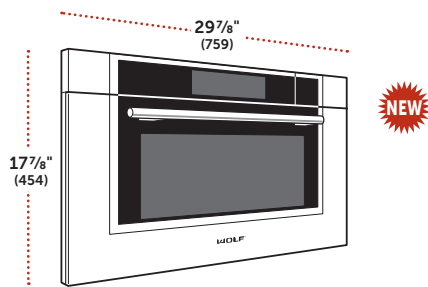
#### FEATURES

- Plumbed and non-plumbed option
- Stainless steel
- Standard or flush inset installation
- Pro handle
- Dual convection with 11 standard cooking modes, plus Gourmet and Gourmet+
- Large full-color touchscreen
- Save up to 50 favorite recipe presets
- 3 full-extension rack positions and one standard position
- 1 standard rack, 1 perforated pan, 1 solid pan, 1 broiler pan with rack
- Temperature probe

### Accessories

DESCRIPTION	NUMBER	MSRP
<b>Perforated Pan</b>		
12 3/4" x 1 1/2" x 7"	819999	\$175
24 3/4" x 1 3/8" x 14 1/2"	830385	\$300
<b>Solid Pan</b>		
12 3/4" x 1 1/2" x 7"	820016	\$140
24 3/4" x 1 3/8" x 14 1/2"	830388	\$245
Wire Oven Rack	830395	\$220
Broiler Rack	830391	\$110
Enameled Broiler Pan	830392	\$205
Temperature Probe	830400	\$115
Descaling Solution	820021	\$40
Descaling Solution (10)	823403	N/A

## Convection Steam Ovens



### 30" M Series Transitional Convection Steam Oven

MODEL	MSRP
CSO3050TM/S/T	\$7,445
CSOP3050TM/S/T (Plumbed)	\$8,045

#### SPECIFICATIONS

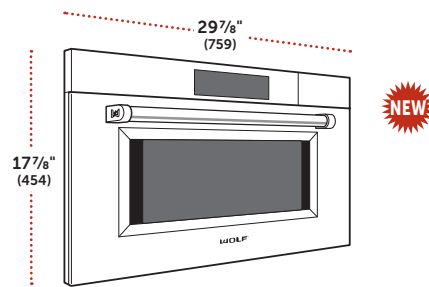
Overall Dimensions	29 7/8" W (759) x 17 7/8" H (454) x 22 1/2" D (572)
Interior Capacity	2.4 cu ft (68 L)
Interior Dimensions	25 1/4" W (641) x 10 3/4" H (273) x 15 1/8" D (384)
Power	3800 W
Shipping Weight	126 lbs (57 kg)

#### FEATURES

- Plumbed and non-plumbed option
- Stainless steel
- Standard or flush inset installation
- 3/4" tubular handle
- Dual convection with 11 standard cooking modes, plus Gourmet and Gourmet+
- Large full-color touchscreen
- Save up to 50 favorite recipe presets
- 3 full-extension rack positions and one standard position
- 1 standard rack, 1 perforated pan, 1 solid pan, 1 broiler pan with rack
- Temperature probe

### Accessories

DESCRIPTION	NUMBER	MSRP
<b>Perforated Pan</b>		
12 3/4" x 1 1/2" x 7"	819999	\$175
24 3/4" x 1 3/8" x 14 1/2"	830385	\$300
<b>Solid Pan</b>		
12 3/4" x 1 1/2" x 7"	820016	\$140
24 3/4" x 1 3/8" x 14 1/2"	830388	\$245
Wire Oven Rack	830395	\$220
Broiler Rack	830391	\$110
Enameled Broiler Pan	830392	\$205
Temperature Probe	830400	\$115
Descaling Solution	820021	\$40
Descaling Solution (10)	823403	N/A



### 30" M Series Professional Convection Steam Oven

MODEL	MSRP
CSO3050PM/S/P	\$7,445
CSOP3050PM/S/P (Plumbed)	\$8,045

#### SPECIFICATIONS

Overall Dimensions	29 7/8" W (759) x 17 7/8" H (454) x 22 1/2" D (572)
Interior Capacity	2.4 cu ft (68 L)
Interior Dimensions	25 1/4" W (641) x 10 3/4" H (273) x 15 1/8" D (384)
Power	3800 W
Shipping Weight	129 lbs (59 kg)

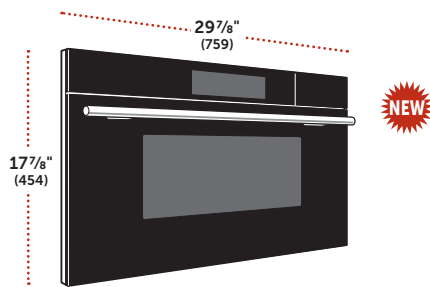
#### FEATURES

- Plumbed and non-plumbed option
- Stainless steel
- Standard or flush inset installation
- Pro handle
- Dual convection with 11 standard cooking modes, plus Gourmet and Gourmet+
- Large full-color touchscreen
- Save up to 50 favorite recipe presets
- 3 full-extension rack positions and one standard position
- 1 standard rack, 1 perforated pan, 1 solid pan, 1 broiler pan with rack
- Temperature probe

### Accessories

DESCRIPTION	NUMBER	MSRP
<b>Perforated Pan</b>		
12 3/4" x 1 1/2" x 7"	819999	\$175
24 3/4" x 1 3/8" x 14 1/2"	830385	\$300
<b>Solid Pan</b>		
12 3/4" x 1 1/2" x 7"	820016	\$140
24 3/4" x 1 3/8" x 14 1/2"	830388	\$245
Wire Oven Rack	830395	\$220
Broiler Rack	830391	\$110
Enameled Broiler Pan	830392	\$205
Temperature Probe	830400	\$115
Descaling Solution	820021	\$40
Descaling Solution (10)	823403	N/A

## Convection Steam Ovens



### 30" M Series Contemporary Convection Steam Oven

MODEL	MSRP
CSO3050CM/B/T	\$7,445
CSOP3050CM/B/T (Plumbed)	\$8,045

#### SPECIFICATIONS

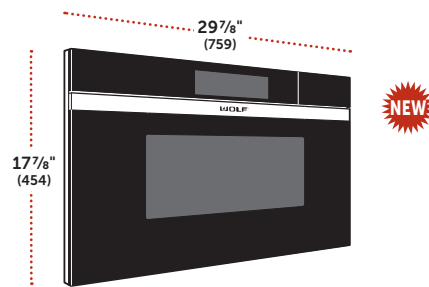
Overall Dimensions	29 7/8" W (759) x 17 7/8" H (454) x 22 1/2" D (572)
Interior Capacity	2.4 cu ft (68 L)
Interior Dimensions	25 1/4" W (641) x 10 3/4" H (273) x 15 1/8" D (384)
Power	3800 W
Shipping Weight	125 lbs (57 kg)

#### FEATURES

- Plumbed and non-plumbed option
- Black glass
- Standard or flush inset installation
- 3/4" tubular handle
- Dual convection with 11 standard cooking modes, plus Gourmet and Gourmet+
- Large full-color touchscreen
- Save up to 50 favorite recipe presets
- 3 full-extension rack positions and one standard position
- 1 standard rack, 1 perforated pan, 1 solid pan, 1 broiler pan with rack
- Temperature probe

### Accessories

DESCRIPTION	NUMBER	MSRP
<b>Perforated Pan</b>		
12 3/4" x 1 1/2" x 7"	819999	\$175
24 3/4" x 1 3/8" x 14 1/2"	830385	\$300
<b>Solid Pan</b>		
12 3/4" x 1 1/2" x 7"	820016	\$140
24 3/4" x 1 3/8" x 14 1/2"	830388	\$245
Wire Oven Rack	830395	\$220
Broiler Rack	830391	\$110
Enameled Broiler Pan	830392	\$205
Temperature Probe	830400	\$115
Descaling Solution	820021	\$40
Descaling Solution (10)	823403	N/A



### 30" M Series Contemporary Handleless Convection Steam Oven

MODEL	MSRP
CSO3050CM/B	\$7,945
CSOP3050CM/B (Plumbed)	\$8,545

#### SPECIFICATIONS

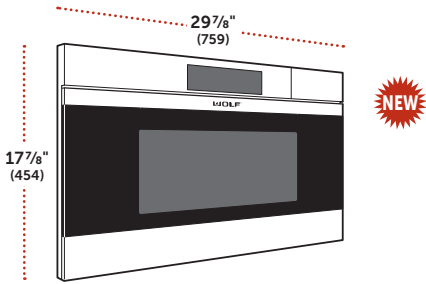
Overall Dimensions	29 7/8" W (759) x 17 7/8" H (454) x 22 1/2" D (572)
Interior Capacity	2.4 cu ft (68 L)
Interior Dimensions	25 1/4" W (641) x 10 3/4" H (273) x 15 1/8" D (384)
Power	3800 W
Shipping Weight	123 lbs (56 kg)

#### FEATURES

- Plumbed and non-plumbed option
- Black glass
- Standard or flush inset installation
- Contemporary, handleless design with motorized door
- Dual convection with 11 standard cooking modes, plus Gourmet and Gourmet+
- Large full-color touchscreen
- Save up to 50 favorite recipe presets
- 3 full-extension rack positions and one standard position
- 1 standard rack, 1 perforated pan, 1 solid pan, 1 broiler pan with rack
- Temperature probe

### Accessories

DESCRIPTION	NUMBER	MSRP
<b>Perforated Pan</b>		
12 3/4" x 1 1/2" x 7"	819999	\$175
24 3/4" x 1 3/8" x 14 1/2"	830385	\$300
<b>Solid Pan</b>		
12 3/4" x 1 1/2" x 7"	820016	\$140
24 3/4" x 1 3/8" x 14 1/2"	830388	\$245
Wire Oven Rack	830395	\$220
Broiler Rack	830391	\$110
Enameled Broiler Pan	830392	\$205
Temperature Probe	830400	\$115
Descaling Solution	820021	\$40
Descaling Solution (10)	823403	N/A



## 30" M Series Contemporary Stainless Steel Handleless Convection Steam Oven

MODEL	MSRP
CSO3050CM/S	\$7,945
CSOP3050CM/S (Plumbed)	\$8,545

### SPECIFICATIONS

Overall Dimensions	29 7/8" W (759) x 17 7/8" H (454) x 22 1/2" D (572)
Interior Capacity	2.4 cu ft (68 L)
Interior Dimensions	25 1/4" W (641) x 10 3/4" H (273) x 15 1/8" D (384)
Power	3800 W
Shipping Weight	125 lbs (57 kg)

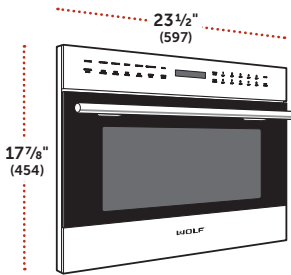
### FEATURES

- Plumbed and non-plumbed option
- Stainless steel
- Standard or flush inset installation
- Contemporary, handleless design with motorized door
- Dual convection with 11 standard cooking modes, plus Gourmet and Gourmet+
- Large full-color touchscreen
- Save up to 50 favorite recipe presets
- 3 full-extension rack positions and one standard position
- 1 standard rack, 1 perforated pan, 1 solid pan, 1 broiler pan with rack
- Temperature probe

## Accessories

DESCRIPTION	NUMBER	MSRP
<b>Perforated Pan</b>		
12 3/4" x 1 1/2" x 7"	819999	\$175
24 3/4" x 1 3/8" x 14 1/2"	830385	\$300
<b>Solid Pan</b>		
12 3/4" x 1 1/2" x 7"	820016	\$140
24 3/4" x 1 3/8" x 14 1/2"	830388	\$245
Wire Oven Rack	830395	\$220
Broiler Rack	830391	\$110
Enameled Broiler Pan	830392	\$205
Temperature Probe	830400	\$115
Descaling Solution	820021	\$40
Descaling Solution (10)	823403	N/A

# Convection Speed Ovens

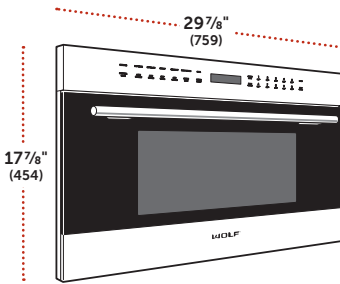


## 24" E Series Transitional Speed Oven

MODEL	MSRP
SPO24TE/S/TH	\$2,745

SPECIFICATIONS	
Overall Dimensions	23 1/2"W (597) x 17 7/8"H (454) x 21 1/2"D (546)
Interior Capacity	1.6 cu ft (46 L)
Interior Dimensions	17 3/4"W (451) x 9 1/8"H (232) x 17"D (432)
Power	900 W
Shipping Weight	105 lbs (48 kg)

FEATURES	
<ul style="list-style-type: none"><li>- Stainless steel interior</li><li>- Dual broil 750 W (1500 W total)</li><li>- LED lit interior</li><li>- Convection</li><li>- Standard or flush inset installation</li><li>- Designed to match Wolf ovens</li></ul>	



## 30" E Series Transitional Speed Oven

MODEL	MSRP
SPO30TE/S/TH	\$2,980

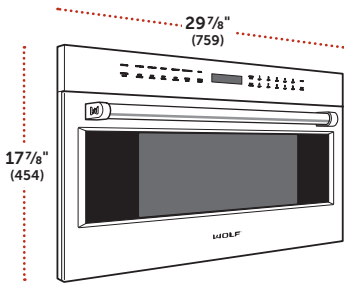
SPECIFICATIONS	
Overall Dimensions	29 7/8"W (759) x 17 7/8"H (454) x 21 1/2"D (546)
Interior Capacity	1.6 cu ft (46 L)
Interior Dimensions	17 3/4"W (451) x 9 1/8"H (232) x 17"D (432)
Power	900 W
Shipping Weight	105 lbs (48 kg)

FEATURES	
<ul style="list-style-type: none"><li>- Stainless steel interior</li><li>- Dual broil 750 W (1500 W total)</li><li>- LED lit interior</li><li>- Convection</li><li>- Standard or flush inset installation</li><li>- Designed to match Wolf ovens</li></ul>	

## Accessories

DESCRIPTION	NUMBER	MSRP
Pro Handle	826668	\$205

# Convection Speed Ovens



## 30" E Series Professional Speed Oven

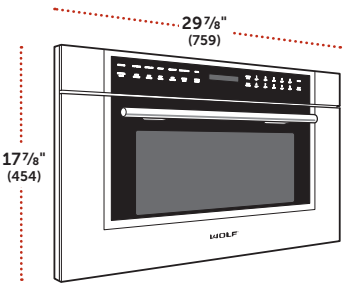
MODEL	MSRP
SPO30PE/S/PH	\$3,095

### SPECIFICATIONS

Overall Dimensions	29 7/8"W (759) x 17 7/8"H (454) x 21 1/2"D (546)
Interior Capacity	1.6 cu ft (46 L)
Interior Dimensions	17 3/4"W (451) x 9 1/8"H (232) x 17"D (432)
Power	900 W
Shipping Weight	105 lbs (48 kg)

### FEATURES

- Stainless steel interior
- Dual broil 750 W (1500 W total)
- LED lit interior
- Convection
- Standard or flush inset installation
- Designed to match Wolf ovens



## 30" M Series Transitional Speed Oven

MODEL	MSRP
SPO30TM/S/TH	\$2,995

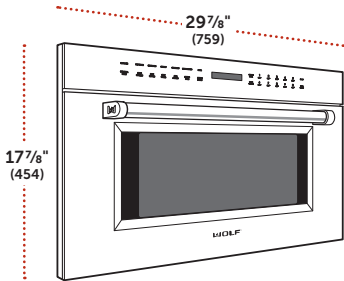
### SPECIFICATIONS

Overall Dimensions	29 7/8"W (759) x 17 7/8"H (454) x 21 1/2"D (546)
Interior Capacity	1.6 cu ft (46 L)
Interior Dimensions	17 3/4"W (451) x 9 1/8"H (232) x 17"D (432)
Power	900 W
Shipping Weight	105 lbs (48 kg)

### FEATURES

- Stainless steel interior
- Dual broil 750 W (1500 W total)
- LED lit interior
- Convection
- Standard or flush inset installation
- Designed to match Wolf ovens

# Convection Speed Ovens



## 30" M Series Professional Speed Oven

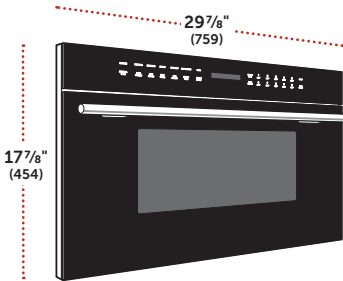
MODEL	MSRP
SPO30PM/S/PH	\$3,110

### SPECIFICATIONS

Overall Dimensions	29 7/8"W (759) x 17 7/8"H (454) x 21 1/2"D (546)
Interior Capacity	1.6 cu ft (46 L)
Interior Dimensions	17 3/4"W (451) x 9 1/8"H (232) x 17"D (432)
Power	900 W
Shipping Weight	105 lbs (48 kg)

### FEATURES

- Stainless steel interior
- Dual broil 750 W (1500 W total)
- LED lit interior
- Convection
- Standard or flush inset installation
- Designed to match Wolf ovens



## 30" M Series Contemporary Speed Oven

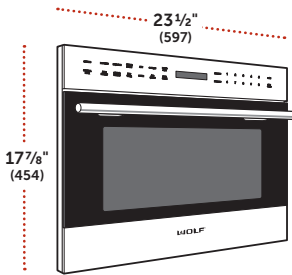
MODEL	MSRP
SPO30CM/B/TH	\$2,880

### SPECIFICATIONS

Overall Dimensions	29 7/8"W (759) x 17 7/8"H (454) x 21 1/2"D (546)
Interior Capacity	1.6 cu ft (46 L)
Interior Dimensions	17 3/4"W (451) x 9 1/8"H (232) x 17"D (432)
Power	900 W
Shipping Weight	105 lbs (48 kg)

### FEATURES

- Stainless steel interior
- Dual broil 750 W (1500 W total)
- LED lit interior
- Convection
- Standard or flush inset installation
- Designed to match Wolf ovens



24" E Series Transitional Drop-Down Door Microwave Oven

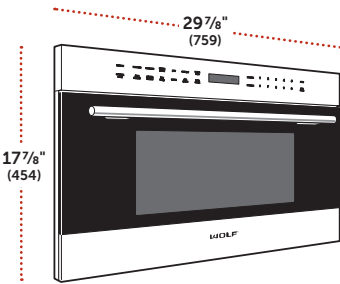
MODEL	MSRP
MDD24TE/S/TH	\$2,215

SPECIFICATIONS

Overall Dimensions	23 1/2"W (597) x 17 7/8"H (454) x 20"D (508)
Interior Capacity	1.6 cu ft (45 L)
Interior Dimensions	17 3/4"W (451) x 9 1/8"H (232) x 17"D (432)
Power	900 W
Shipping Weight	80 lbs (36 kg)

FEATURES

- 9 cooking modes
- Standard or flush inset installation
- Designed to match Wolf ovens



30" E Series Transitional Drop-Down Door Microwave Oven

MODEL	MSRP
MDD30TE/S/TH	\$2,450

SPECIFICATIONS

Overall Dimensions	29 7/8"W (759) x 17 7/8"H (454) x 20"D (508)
Interior Capacity	1.6 cu ft (45 L)
Interior Dimensions	17 3/4"W (451) x 9 1/8"H (232) x 17"D (432)
Power	900 W
Shipping Weight	80 lbs (36 kg)

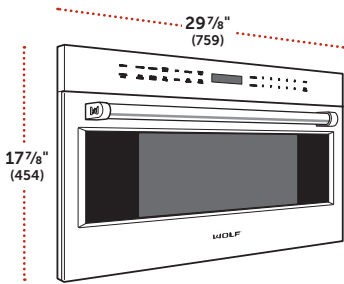
FEATURES

- 9 cooking modes
- Standard or flush inset installation
- Designed to match Wolf ovens

Accessories

DESCRIPTION	NUMBER	MSRP
Pro Handle	826668	\$205



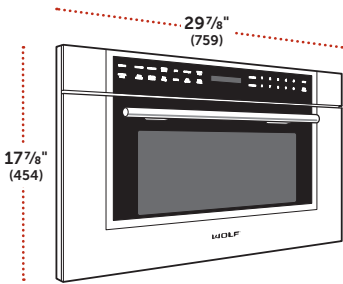


30" E Series Professional Drop-Down Door Microwave Oven

MODEL	MSRP
MDD30PE/S/PH	\$2,565

SPECIFICATIONS	
Overall Dimensions	29 7/8"W (759) x 17 7/8"H (454) x 20"D (508)
Interior Capacity	1.6 cu ft (45 L)
Interior Dimensions	17 3/4"W (451) x 9 1/8"H (232) x 17"D (432)
Power	900 W
Shipping Weight	80 lbs (36 kg)

FEATURES
<ul style="list-style-type: none"><li>- 9 cooking modes</li><li>- Standard or flush inset installation</li><li>- Designed to match Wolf ovens</li></ul>

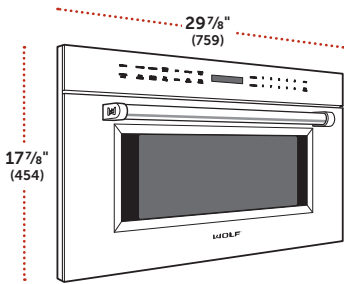


30" M Series Transitional Drop-Down Door Microwave Oven

MODEL	MSRP
MDD30TM/S/TH	\$2,465

SPECIFICATIONS	
Overall Dimensions	29 7/8"W (759) x 17 7/8"H (454) x 20"D (508)
Interior Capacity	1.6 cu ft (45 L)
Interior Dimensions	17 3/4"W (451) x 9 1/8"H (232) x 17"D (432)
Power	900 W
Shipping Weight	80 lbs (36 kg)

FEATURES
<ul style="list-style-type: none"><li>- 9 cooking modes</li><li>- Standard or flush inset installation</li><li>- Designed to match Wolf ovens</li></ul>

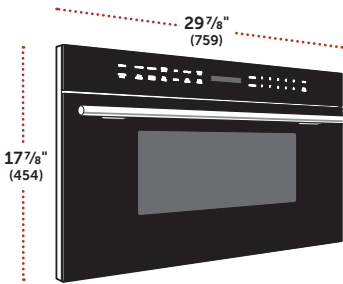


30" M Series Professional Drop-Down Door Microwave Oven

MODEL	MSRP
MDD30PM/S/PH	\$2,580

SPECIFICATIONS	
Overall Dimensions	29 7/8"W (759) x 17 7/8"H (454) x 20"D (508)
Interior Capacity	1.6 cu ft (45 L)
Interior Dimensions	17 3/4"W (451) x 9 1/8"H (232) x 17"D (432)
Power	900 W
Shipping Weight	80 lbs (36 kg)

FEATURES
<ul style="list-style-type: none"><li>- 9 cooking modes</li><li>- Standard or flush inset installation</li><li>- Designed to match Wolf ovens</li></ul>



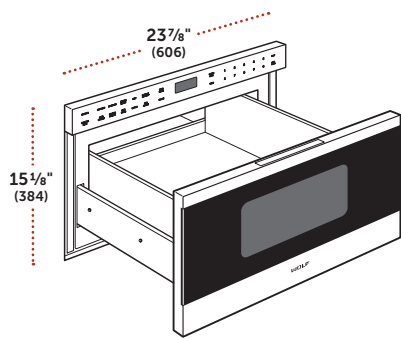
30" M Series Contemporary Drop-Down Door Microwave Oven

MODEL	MSRP
MDD30CM/B/TH	\$2,350

SPECIFICATIONS	
Overall Dimensions	29 7/8"W (759) x 17 7/8"H (454) x 20"D (508)
Interior Capacity	1.6 cu ft (45 L)
Interior Dimensions	17 3/4"W (451) x 9 1/8"H (232) x 17"D (432)
Power	900 W
Shipping Weight	80 lbs (36 kg)

FEATURES
<ul style="list-style-type: none"><li>- 9 cooking modes</li><li>- Standard or flush inset installation</li><li>- Designed to match Wolf ovens</li></ul>

# Microwave Ovens



## 24" Transitional Drawer Microwave Oven

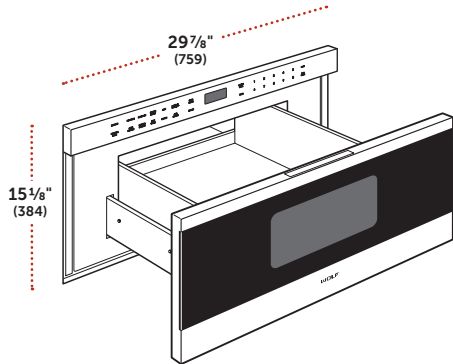
MODEL	MSRP
MD24TE/S	\$2,295

SPECIFICATIONS	
Overall Dimensions	23 7/8"W (606) x 15 1/8"H (384) x 21 7/8"D (556)
Interior Capacity	1.2 cu ft (34 L)
Interior Dimensions	17 5/16"W (440) x 7 1/8"H (181) x 16 9/16"D (421)
Power	950 W
Shipping Weight	91 lbs (41 kg)

FEATURES
<ul style="list-style-type: none"><li>- Stainless steel</li><li>- Standard or flush inset installation</li></ul>

## Accessories

DESCRIPTION	NUMBER	MSRP
Flush Inset Vent	822113	\$50



## 30" Transitional Drawer Microwave Oven

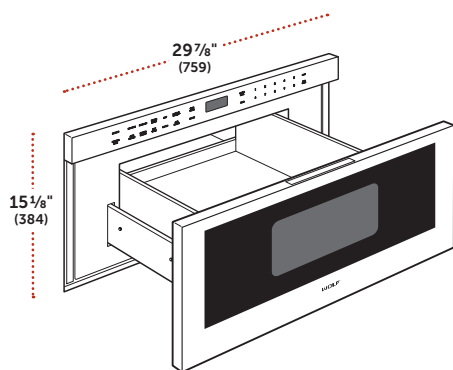
MODEL	MSRP
MD30TE/S	\$2,350

SPECIFICATIONS	
Overall Dimensions	29 7/8"W (759) x 15 1/8"H (384) x 21 7/8"D (556)
Interior Capacity	1.2 cu ft (34 L)
Interior Dimensions	17 5/16"W (440) x 7 1/8"H (181) x 16 9/16"D (421)
Power	950 W
Shipping Weight	96 lbs (44 kg)

FEATURES
<ul style="list-style-type: none"><li>- Stainless steel</li><li>- Standard or flush inset installation</li></ul>

## Accessories

DESCRIPTION	NUMBER	MSRP
Flush Inset Vent	822114	\$50



30" Professional Drawer Microwave Oven

MODEL	MSRP
MD30PE/S	\$2,350

SPECIFICATIONS

Overall Dimensions	29 7/8"W (759) x 15 1/8"H (384) x 21 7/8"D (556)
Interior Capacity	1.2 cu ft (34 L)
Interior Dimensions	17 5/16"W (440) x 7 1/8"H (181) x 16 9/16"D (421)
Power	950 W
Shipping Weight	96 lbs (44 kg)

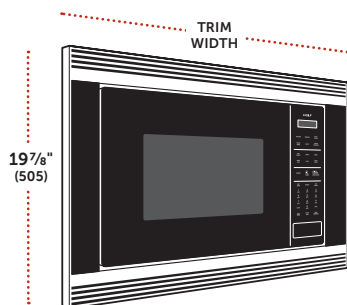
FEATURES

- Stainless steel
- Standard or flush inset installation

Accessories

DESCRIPTION	NUMBER	MSRP
Flush Inset Vent	822114	\$50

# Microwave Ovens



## 24" Convection Microwave Oven

MODEL	MSRP
MC24	\$1,215

### SPECIFICATIONS

Freestanding Dims	24 3/4"W (629) x 14 7/8"H (378) x 20 1/8"D (511)
Interior Capacity	1.5 cu ft (42 L)
Interior Dimensions	16 1/8"W (410) x 9 5/8"H (244) x 16 1/8"D (410)
Power	900 W
Shipping Weight	68 lbs (31 kg)

### FEATURES

- Built-in with trim or freestanding
- Stainless steel or black glass trims to match Wolf ovens
- Convection with 3 cooking modes

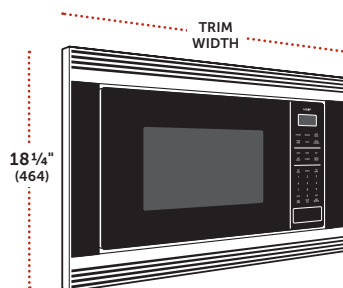
## Accessories

### 27" (686) Trim Kits

DESCRIPTION	NUMBER	MSRP
Stainless	809960	\$480
Black	820037	\$480

### 30" (762) Trim Kits

DESCRIPTION	NUMBER	MSRP
<b>E Series Trim</b>		
Transitional Stainless Steel	829306	\$510
Professional Stainless Steel	827869	\$510
<b>M Series Trim</b>		
Transitional Stainless Steel	827869	\$510
Professional Stainless Steel	827869	\$510
Contemporary Stainless Steel	829306	\$510
Contemporary Black Glass	824643	\$510



## 24" Standard Microwave Oven

MODEL	MSRP
MS24	\$940

### SPECIFICATIONS

Freestanding Dims	24"W (610) x 13 3/8"H (340) x 19 1/8"D (486)
Interior Capacity	2.0 cu ft (57 L)
Interior Dimensions	17 3/8"W (441) x 10 1/2"H (267) x 18 5/8"D (473)
Power	1200 W
Shipping Weight	50 lbs (23 kg)

### FEATURES

- Built-in with trim or freestanding
- Stainless steel or black glass trims to match Wolf ovens

## Accessories

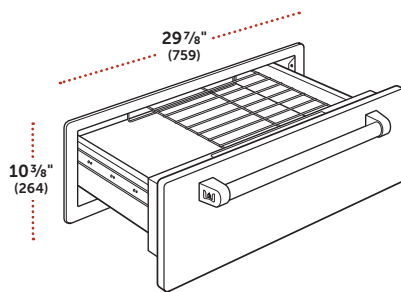
### 27" (686) Trim Kits

DESCRIPTION	NUMBER	MSRP
Stainless	809959	\$480
Black	820036	\$480

### 30" (762) Trim Kits

DESCRIPTION	NUMBER	MSRP
<b>E Series Trim</b>		
Transitional Stainless Steel	829310	\$510
Professional Stainless Steel	827870	\$510
<b>M Series Trim</b>		
Transitional Stainless Steel	827870	\$510
Professional Stainless Steel	827870	\$510
Contemporary Stainless Steel	829310	\$510
Contemporary Black Glass	824642	\$510

# Warming Drawers



## 30" Warming Drawer

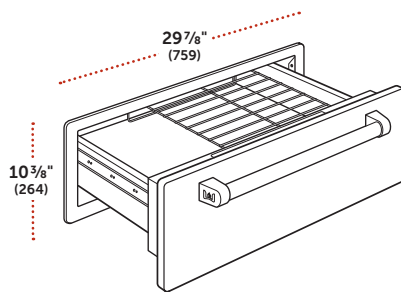
MODEL	MSRP
WWD30	\$2,445
<b>SPECIFICATIONS</b>	
Overall Dimensions	29 7/8"W (759) x 10 3/8"H (264) x 22 3/4"D (578)
Interior Capacity	1.6 cu ft (45 L)
Interior Dimensions	25"W (635) x 6"H (152) x 18"D (457)
Power	850 W
Shipping Weight	100 lbs (45 kg)
<b>FEATURES</b>	
<ul style="list-style-type: none"><li>- Stainless steel</li><li>- Drawer fronts to match Wolf ovens (drawer front required)</li><li>- Drawer fronts to match sealed burner rangetop</li></ul>	

## Accessories

DESCRIPTION	NUMBER	MSRP
<b>M Series Drawer Fronts</b>		
30" Transitional	823278	\$510
30" Professional	823279	\$510
30" Contemporary Black	823277	\$510
30" Contemporary Stainless	826754	\$510
<b>M Series Handles</b>		
Transitional	826011	\$205
Professional	826012	\$205
Contemporary	826544	\$205
<b>E Series Drawer Fronts</b>		
30" Transitional	829839	\$510
30" Professional	829837	\$510
<b>E Series Handles</b>		
Transitional	829298	\$205
Professional	829299	\$205
<b>Integrated Drawer Front</b>		
Integrated Drawer Front	808152	\$85
<b>2" Thick Pro Drawer Fronts*</b>		
30" Professional	812601	\$520
36" Professional	812602	\$520
6-pc Container Set	808529	\$485

\*2" (51) thick panel to match depth of sealed burner rangetop.

# Warming Drawers



## 30" Outdoor Warming Drawer

MODEL	MSRP
WWD300	\$2,445

### SPECIFICATIONS

Overall Dimensions	29 7/8"W (759) x 10 3/8"H (264) x 22 3/4"D (578)
Interior Capacity	1.6 cu ft (45 L)
Interior Dimensions	25"W (635) x 6"H (152) x 18"D (457)
Power	850 W
Shipping Weight	100 lbs (45 kg)

### FEATURES

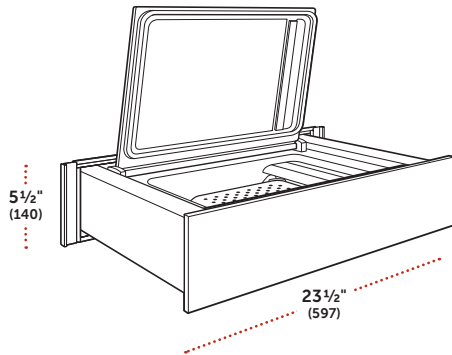
- Stainless steel
- Stainless steel drawer front required
- Drawer fronts match outdoor grills

## Accessories

DESCRIPTION	NUMBER	MSRP
<b>Integrated Drawer Front</b>		
Integrated Drawer Front	808152	\$85
<b>2" (51) Thick Pro Drawer Fronts*</b>		
30" Professional	812601	\$520
36" Professional	812602	\$520
Professional Handle	826012	\$205
6-pc Container Set	808529	\$485

\*2" (51) thick panel to match depth of outdoor grill.

# Vacuum Seal Drawer



## 24" Vacuum Seal Drawer

MODEL	MSRP
VS24	\$3,320

### SPECIFICATIONS

Overall Dimensions	23 1/2"W (597) x 5 1/2"H (140) x 21"D (533)
Shipping Weight	72 lbs (33 kg)

### FEATURES

- Chamber-style vacuum
- Handleless design
- Hidden controls
- 3 vacuum settings
- 3 heat-sealing levels
- 50 small and 50 large bags, wine stopper and accessory hose included
- Drawer fronts to match Wolf ovens (drawer front required)

## Accessories

DESCRIPTION	NUMBER	MSRP
<b>24" (610) Drawer Fronts</b>		
Contemporary Black Glass	831215	\$130
Stainless Steel	831216	\$130
<b>30" (762) Drawer Fronts</b>		
Contemporary Black Glass	831217	\$180
Stainless Steel	831218	\$180
<b>Integrated Drawer Front</b>		
Front Panel Adapter	828801	\$50
<b>Bags</b>		
50 Small (7 1/4" x 10 7/8")	828071	\$35
50 Large (9 1/2" x 13 5/8")	828072	\$45
Wine Stopper (Set of 3)	827785	\$85



## Cooktops

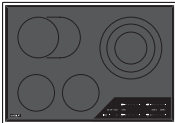
The sleek, streamlined designs of Wolf Cooktops are impressive, as are the control and precision they provide. Gas, electric, induction—whichever you choose, you will experience professional control from high to low temperatures. A Wolf Cooktop lets you cook with confidence and practically ensures delicious results.

### MODEL NUMBER KEY


Induction Cooktop	CI
Electric Cooktop	CE
Gas Cooktop	CG
Multifunction Cooktop Module	MM
Steamer Module	SM
Fryer Module	FM
Grill Module	GM
Transitional	T
Transitional Pairing Frame*	TF
Professional	P
Contemporary	C
Stainless Steel	S
Black Glass	B
LP Gas	LP

\*The Transitional Pairing Frame allows for coordinated side-by-side installation of modules and cooktops.


## Electric Cooktops



CE304T/S



CE365T/S



CE304C/B




CE365C/B

## Gas Cooktops




CG243TF/S




CG304T/S



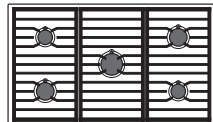
CG365T/S



CG304P/S



CG365P/S



CG365C/S

## Module Cooktops



CG152TF/S



MM15TF/S



CI152TF/S



SM15TF/S

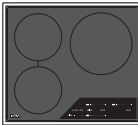


FM15TF/S

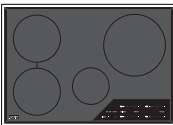


GM15TF/S

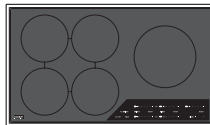
## Induction Cooktops



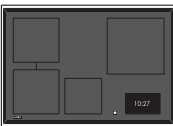
CI243TF/S



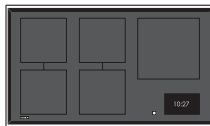
CI304TF/S



CI365TF/S



CI30460T/S



CI36560T/S

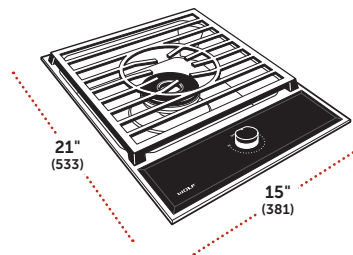
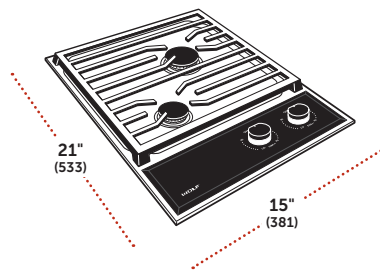


CI30460C/B



CI36560C/B

**IMPORTANT NOTE:** Only models displaying this symbol (◆) can be paired together.



## 15" Transitional Gas Cooktop

MODEL	MSRP
CG152TF/S ◆	\$1,330
CG152TF/S/LP ◆	\$1,330

Models with this symbol (◆) can be paired with cooktops and modules.

### SPECIFICATIONS

Overall Dimensions	15"W (381) x 4"H (102) x 21"D (533)
Burner Rating	12,000 and 9,200 Btu
Shipping Weight	30 lbs (14 kg)

### FEATURES

- Brushed stainless trim
- Frame design pairs with multiple cooktops or modules
- Dual-stacked, sealed burners
- Flame recognition and automatic reignition

## Accessories

DESCRIPTION	NUMBER	MSRP
Filler Strip*	827131	\$35
Filler Strip, Downdraft Installs*	827132	\$35
Natural Gas High Altitude Kit**	824490	\$75

\*Filler strip(s) can be used when pairing multiple modules or cooktops together for a cleaner aesthetic – not required.

\*\*For installations above 9,900' (3018 m).

## Transitional Multifunction Cooktop Module

MODEL	MSRP
MM15TF/S ◆	\$1,710
MM15TF/S/LP ◆	\$1,710

Models with this symbol (◆) can be paired with cooktops and modules.

### SPECIFICATIONS

Overall Dimensions	15"W (381) x 5"H (127) x 21"D (533)
Burner Rating	22,000 Btu
Shipping Weight	30 lbs (14 kg)

### FEATURES

- Brushed stainless trim
- Frame design pairs with multiple cooktops or modules
- Hi-power sealed burner
- Flame recognition and automatic reignition
- Wok grate and continuous grate included

## Accessories

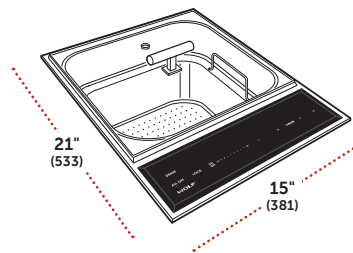
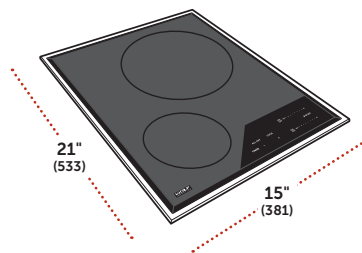
DESCRIPTION	NUMBER	MSRP
Filler Strip*	827131	\$35
Filler Strip, Downdraft Installs*	827132	\$35
Natural Gas High Altitude Kit**	815897	\$75

\*Filler strip(s) can be used when pairing multiple modules or cooktops together for a cleaner aesthetic – not required.

\*\*For installations above 8,600' (2621 m). For natural gas installations above 10,250' (3124 m), contact Wolf customer care.

# Module Cooktops

**IMPORTANT NOTE:** Only models displaying this symbol (◆) can be paired together.



## 15" Transitional Induction Cooktop

MODEL	MSRP
CI152TF/S ◆	\$1,620

Models with this symbol (◆) can be paired with cooktops and modules.

### SPECIFICATIONS

Overall Dimensions	15"W (381) x 2"H (51) x 21"D (533)
Element Diameter	Max Element Power
8½" (216)	2300 W with 3700 W boost
6" (152)	1400 W
Max Power Output	3700 W
Shipping Weight	30 lbs (14 kg)

### FEATURES

- Brushed stainless trim
- Frame design pairs with multiple cooktops or modules
- Black glass ceramic surface
- Efficient heat transfer technology
- True simmer and melt settings
- Boost mode for high-heat

## 15" Transitional Steamer Module

MODEL	MSRP
SM15TF/S ◆	\$2,910

Models with this symbol (◆) can be paired with cooktops and modules.

### SPECIFICATIONS

Overall Dimensions	15"W (381) x 13½"H (343) x 21"D (533)
Tub Capacity	5 quarts (4.7 L)
Max Element Power	2700 W
Shipping Weight	40 lbs (18 kg)

### FEATURES

- Stainless steel
- Frame design pairs with multiple cooktops or modules
- Solid and perforated pans included
- Glass top sealed lid
- Cook timer
- Auto drain
- Sous vide capability

## Accessories

DESCRIPTION	NUMBER	MSRP
Filler Strip*	827131	\$35
Filler Strip, Downdraft Installs*	827132	\$35

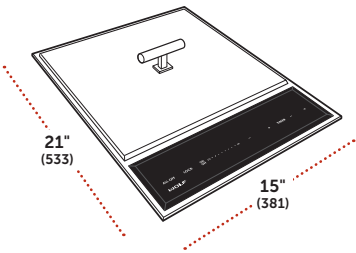
\*Filler strip(s) can be used when pairing multiple modules or cooktops together for a cleaner aesthetic – not required.

## Accessories

DESCRIPTION	NUMBER	MSRP
Sous Vide Basket	827691	\$105
Filler Strip*	827131	\$35

\*Filler strip(s) can be used when pairing multiple modules or cooktops together for a cleaner aesthetic – not required.

IMPORTANT NOTE: Only models displaying this symbol (◆) can be paired together.



15" Transitional Fryer Module

MODEL	MSRP
FM15TF/S ◆	\$2,500

Models with this symbol (◆) can be paired with cooktops and modules.

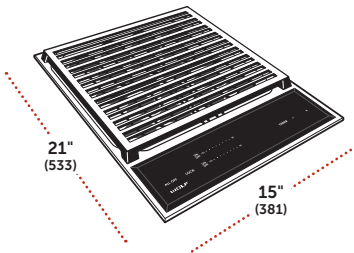
SPECIFICATIONS	
Overall Dimensions	15"W (381) x 13½"H (343) x 21"D (533)
Tub Capacity	5 quarts (4.7 L)
Max Element Power	2700 W
Shipping Weight	30 lbs (14 kg)

FEATURES
<ul style="list-style-type: none"><li>- Stainless steel</li><li>- Frame design pairs with multiple cooktops or modules</li><li>- One large and two small frying baskets included</li><li>- Low-profile stainless steel lid</li><li>- Manual locking drain</li><li>- Cold zone</li></ul>

Accessories

DESCRIPTION	NUMBER	MSRP
Filler Strip*	827131	\$35

\*Filler strip(s) can be used when pairing multiple modules or cooktops together for a cleaner aesthetic – not required.



15" Transitional Grill Module

MODEL	MSRP
GM15TF/S ◆	\$2,040

Models with this symbol (◆) can be paired with cooktops and modules.

SPECIFICATIONS	
Overall Dimensions	15"W (381) x 5"H (127) x 21"D (533)
Max Element Power	2800 W
Shipping Weight	50 lbs (23 kg)

FEATURES
<ul style="list-style-type: none"><li>- Brushed stainless trim</li><li>- Frame design pairs with multiple cooktops or modules</li><li>- Two independently-controlled 1400-watt heating elements</li><li>- Timer</li><li>- Dishwasher safe grate</li><li>- Easy to clean</li></ul>

Accessories

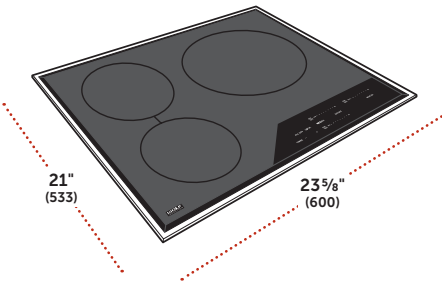
DESCRIPTION	NUMBER	MSRP
Briquette Replacement Kit	827720	\$65
Filler Strip*	827131	\$35

\*Filler strip(s) can be used when pairing multiple modules or cooktops together for a cleaner aesthetic – not required.



# Induction Cooktops

**IMPORTANT NOTE:** Only models displaying this symbol (◆) can be paired together.



## 24" Transitional Induction Cooktop

MODEL	MSRP
CI243TF/S ◆	\$2,240

Models with this symbol (◆) can be paired with module cooktops.

### SPECIFICATIONS

Overall Dimensions	23 5/8"W (600) x 2"H (51) x 21"D (533)
Element Diameter	Max Element Power
11" (279)	2600 W with 3700 W boost
(1) 8" (203)	2100 W
(1) 8" (203)	2100 W with 3700 W boost
Max Power Output	6850 W
Shipping Weight	42 lbs (19 kg)

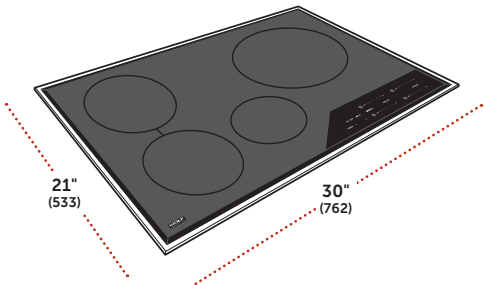
### FEATURES

- Brushed stainless trim
- Black glass ceramic surface
- Efficient heat transfer technology
- True simmer and melt settings
- Boost mode for high-heat
- Frame design pairs with module cooktops

## Accessories

DESCRIPTION	NUMBER	MSRP
Filler Strip*	827131	\$35
Filler Strip, Downdraft Installs*	827132	\$35

\*Filler strip(s) can be used when pairing multiple modules or cooktops together for a cleaner aesthetic – not required.



## 30" Transitional Induction Cooktop

MODEL	MSRP
CI304TF/S ◆	\$2,860

Models with this symbol (◆) can be paired with module cooktops.

### SPECIFICATIONS

Overall Dimensions	30"W (762) x 2"H (51) x 21"D (533)
Element Diameter	Max Element Power
11" (279)	2600 W with 3700 W boost
(1) 8" (203)	2100 W
(1) 8" (203)	2100 W with 3700 W boost
6" (152)	1400 W
Max Power Output	7400 W
Shipping Weight	48 lbs (22 kg)

### FEATURES

- Brushed stainless trim
- Black glass ceramic surface
- Efficient heat transfer technology
- True simmer and melt settings
- Boost mode for high-heat
- Frame design pairs with module cooktops

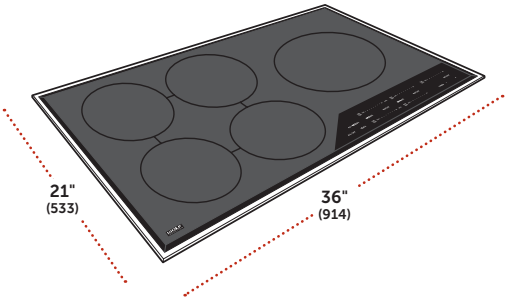
## Accessories

DESCRIPTION	NUMBER	MSRP
Filler Strip*	827131	\$35
Filler Strip, Downdraft Installs*	827132	\$35

\*Filler strip(s) can be used when pairing multiple modules or cooktops together for a cleaner aesthetic – not required.

# Induction Cooktops

**IMPORTANT NOTE:** Only models displaying this symbol (◆) can be paired together.



## 36" Transitional Induction Cooktop

MODEL	MSRP
CI365TF/S ◆	\$3,480

Models with this symbol (◆) can be paired with module cooktops.

SPECIFICATIONS	
Overall Dimensions	36"W (914) x 2"H (51) x 21"D (533)
Element Diameter	Max Element Power
11" (279)	2600 W with 3700 W boost
(2) 8" (203)	2100 W
(2) 8" (203)	2100 W with 3700 W boost
Max Power Output	11,100 W
Shipping Weight	70 lbs (32 kg)

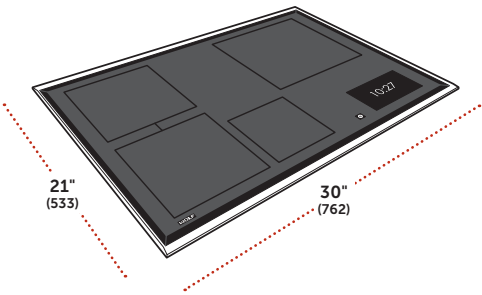
FEATURES	
<ul style="list-style-type: none"><li>- Brushed stainless trim</li><li>- Black glass ceramic surface</li><li>- Efficient heat transfer technology</li><li>- True simmer and melt settings</li><li>- Boost mode for high-heat</li><li>- Frame design pairs with module cooktops</li></ul>	

## Accessories

DESCRIPTION	NUMBER	MSRP
Filler Strip*	827131	\$35
Filler Strip, Downdraft Installs*	827132	\$35

\*Filler strip(s) can be used when pairing multiple modules or cooktops together for a cleaner aesthetic – not required.

# Induction Cooktops

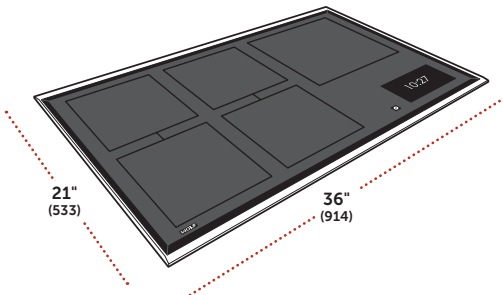


## 30" Transitional Induction Cooktop

MODEL	MSRP
CI30460T/S	\$3,400

SPECIFICATIONS	
Overall Dimensions	30"W (762) x 2"H (51) x 21"D (533)
Element Diameter	Max Element Power
11" (279)	2600 W with 3700 W boost
(2) 8" (203)	2100 W with 3700 W boost
6" (152)	1400 W with 2200 W boost
Max Power Output	7400 W
Shipping Weight	49 lbs (22 kg)

FEATURES	
<ul style="list-style-type: none"><li>- Brushed stainless trim</li><li>- Black glass ceramic surface</li><li>- Intuitive, full-color LCD touchscreen controls</li><li>- 17 power settings offer precise temperature control</li><li>- Boost Mode delivers rapid heat for faster broil times</li><li>- Bridge two cooking zones into one larger surface</li><li>- Independent cooking zone timers with pause/resume feature</li><li>- Sensors regulate consistent heat to simmer, melt, and warm</li><li>- Cooktop automatically locks when not in use for safety</li></ul>	

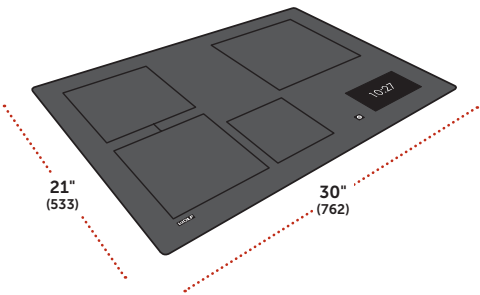


## 36" Transitional Induction Cooktop

MODEL	MSRP
CI36560T/S	\$4,020

SPECIFICATIONS	
Overall Dimensions	36"W (914) x 2"H (51) x 21"D (533)
Element Diameter	Max Element Power
11" (279)	2600 W with 3700 W boost
(4) 8" (203)	2100 W with 3700 W boost
Max Power Output	11,100 W
Shipping Weight	61 lbs (28 kg)

FEATURES	
<ul style="list-style-type: none"><li>- Brushed stainless trim</li><li>- Black glass ceramic surface</li><li>- Intuitive, full-color LCD touchscreen controls</li><li>- 17 power settings offer precise temperature control</li><li>- Boost Mode delivers rapid heat for faster broil times</li><li>- Bridge two cooking zones into one larger surface</li><li>- Independent cooking zone timers with pause/resume feature</li><li>- Sensors regulate consistent heat to simmer, melt, and warm</li><li>- Cooktop automatically locks when not in use for safety</li></ul>	

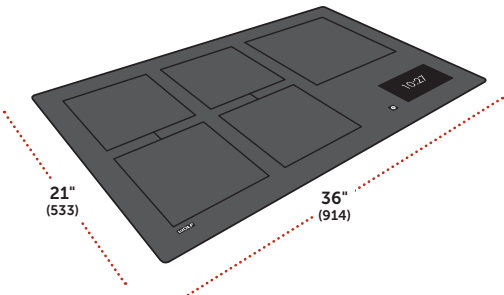


30" Contemporary Induction Cooktop

MODEL	MSRP
CI30460C/B	\$3,400

SPECIFICATIONS	
Overall Dimensions	30"W (762) x 2½"H (64) x 21"D (533)
Element Diameter	Max Element Power
11" (279)	2600 W with 3700 W boost
(2) 8" (203)	2100 W with 3700 W boost
6" (152)	1400 W with 2200 W boost
Max Power Output	7400 W
Shipping Weight	49 lbs (22 kg)

FEATURES	
<ul style="list-style-type: none"><li>- Unframed edge for flush installation</li><li>- Black glass ceramic surface</li><li>- Intuitive, full-color LCD touchscreen controls</li><li>- 17 power settings offer precise temperature control</li><li>- Boost Mode delivers rapid heat for faster broil times</li><li>- Bridge two cooking zones into one larger surface</li><li>- Independent cooking zone timers with pause/resume feature</li><li>- Sensors regulate consistent heat to simmer, melt, and warm</li><li>- Cooktop automatically locks when not in use for safety</li></ul>	



36" Contemporary Induction Cooktop

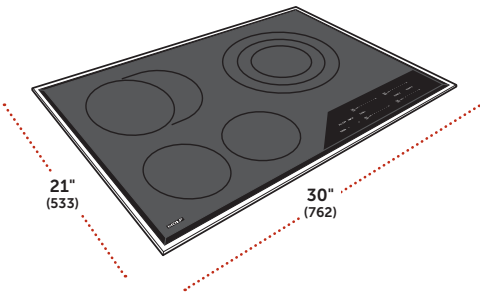
MODEL	MSRP
CI36560C/B	\$4,020

SPECIFICATIONS	
Overall Dimensions	36"W (914) x 2½"H (64) x 21"D (533)
Element Diameter	Max Element Power
11" (279)	2600 W with 3700 W boost
(4) 8" (203)	2100 W with 3700 W boost
Max Power Output	11,100 W
Shipping Weight	61 lbs (28 kg)

FEATURES	
<ul style="list-style-type: none"><li>- Unframed edge for flush installation</li><li>- Black glass ceramic surface</li><li>- Intuitive, full-color LCD touchscreen controls</li><li>- 17 power settings offer precise temperature control</li><li>- Boost Mode delivers rapid heat for faster broil times</li><li>- Bridge two cooking zones into one larger surface</li><li>- Independent cooking zone timers with pause/resume feature</li><li>- Sensors regulate consistent heat to simmer, melt, and warm</li><li>- Cooktop automatically locks when not in use for safety</li></ul>	



# Electric Cooktops



## 30" Transitional Electric Cooktop

MODEL	MSRP
CE304T/S	\$2,405
CE304T/S/208*	\$2,490

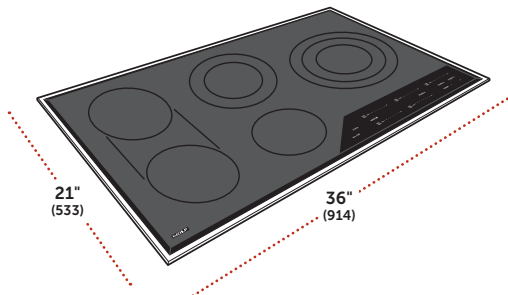
\*Special order. Contact your distributor for availability.

### SPECIFICATIONS

Overall Dimensions	30"W (762) x 3½"H (89) x 21"D (533)
Element Diameter	Max Element Power
10½" (267) Triple	1050 / 1950 / 2700 W
(2) 5½" (140) Singles	1200 W
6½" (165) Single with Oval	2400 W
Shipping Weight	45 lbs (20 kg)

### FEATURES

- Stainless steel trim
- Black glass ceramic surface
- High-frequency pulsation technology
- Triple-zone and bridge-zone elements
- True simmer and melt settings
- Model CE304T/S/208 for 208 V electrical supply



## 36" Transitional Electric Cooktop

MODEL	MSRP
CE365T/S	\$2,675
CE365T/S/208*	\$2,760

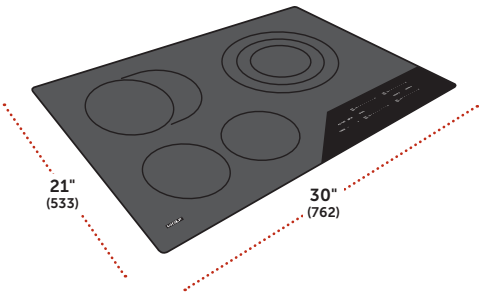
\*Special order. Contact your distributor for availability.

### SPECIFICATIONS

Overall Dimensions	36"W (914) x 3½"H (89) x 21"D (533)
Element Diameter	Max Element Power
10½" (267) Triple	1050 / 1950 / 2700 W
8" (203) Dual	700 / 2200 W
5½" (140) Single	1200 W
(2) 7" (178) Singles with Bridge	4400 W
(2) 7" (178) Singles with Bridge (208 V)	3800 W
Shipping Weight	60 lbs (27 kg)

### FEATURES

- Stainless steel trim
- Black glass ceramic surface
- High-frequency pulsation technology
- Triple-zone, dual-zone and bridge-zone elements
- True simmer and melt settings
- Model CE365T/S/208 for 208 V electrical supply



30" Contemporary Electric Cooktop

MODEL	MSRP
CE304C/B	\$2,405
CE304C/B/208*	\$2,490

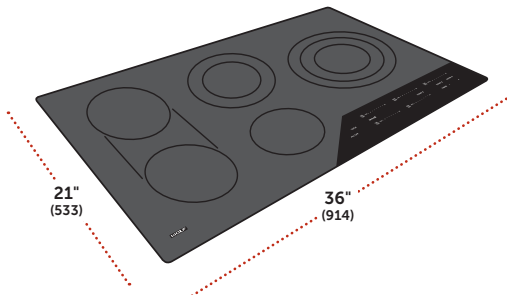
\*Special order. Contact your distributor for availability.

SPECIFICATIONS

Overall Dimensions	30"W (762) x 4"H (102) x 21"D (533)
Element Diameter	Max Element Power
10 1/2" (267) Triple	1050 / 1950 / 2700 W
(2) 5 1/2" (140) Singles	1200 W
6 1/2" (165) Single with Oval	2400 W
Shipping Weight	45 lbs (20 kg)

FEATURES

- Unframed edge for flush installation
- Black glass ceramic surface
- High-frequency pulsation technology
- Triple-zone and bridge-zone elements
- True simmer and melt settings
- Model CE304C/B/208 for 208 V electrical supply



36" Contemporary Electric Cooktop

MODEL	MSRP
CE365C/B	\$2,675
CE365C/B/208*	\$2,760

\*Special order. Contact your distributor for availability.

SPECIFICATIONS

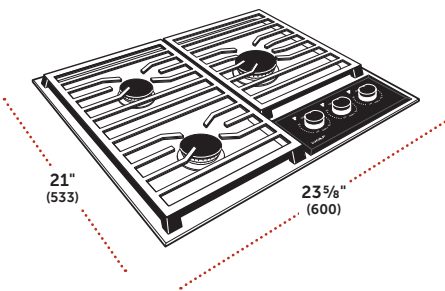
Overall Dimensions	36"W (914) x 4"H (102) x 21"D (533)
Element Diameter	Max Element Power
10 1/2" (267) Triple	1050 / 1950 / 2700 W
8" (203) Dual	700 / 2200 W
5 1/2" (140) Single	1200 W
(2) 7" (178) Singles with Bridge	4400 W
(2) 7" (178) Singles with Bridge (208 V)	3800 W
Shipping Weight	60 lbs (27 kg)

FEATURES

- Unframed edge for flush installation
- Black glass ceramic surface
- High-frequency pulsation technology
- Triple-zone, dual-zone and bridge-zone elements
- True simmer and melt settings
- Model CE365C/B/208 for 208 V electrical supply

# Gas Cooktops

**IMPORTANT NOTE:** Only models displaying this symbol (◆) can be paired together.



## 24" Transitional Gas Cooktop

MODEL	MSRP
CG243TF/S ◆	\$1,775
CG243TF/S/LP ◆	\$1,775

Models with this symbol (◆) can be paired with module cooktops.

### SPECIFICATIONS

Overall Dimensions	23 5/8"W (600) x 4"H (102) x 21"D (533)
Burner Rating	18,000, 12,000 and 9,200 Btu
Shipping Weight	36 lbs (16 kg)

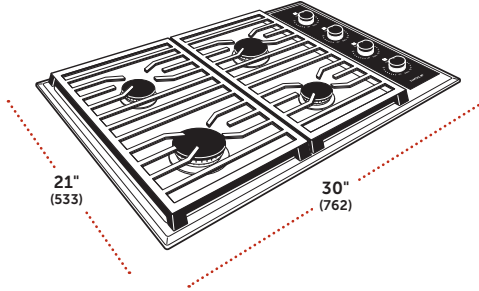
### FEATURES

- Stainless steel
- Dual-stacked, sealed burners with true simmer
- Flame recognition and automatic reignition
- Frame design pairs with module cooktops

## Accessories

DESCRIPTION	NUMBER	MSRP
Single Burner Wok Grate	828141	\$75
Filler Strip	827131	\$35
Filler Strip, Downdraft Installs	827132	\$35
Natural Gas High Altitude Kit*	824490	\$75

\*For installations above 9,900' (3018 m).



## 30" Transitional Gas Cooktop

MODEL	MSRP
CG304T/S	\$2,220
CG304T/S/LP	\$2,220

### SPECIFICATIONS

Overall Dimensions	30"W (762) x 4"H (102) x 21"D (533)
Burner Rating	18,000, 12,000 and (2) 9,200 Btu
Shipping Weight	50 lbs (23 kg)

### FEATURES

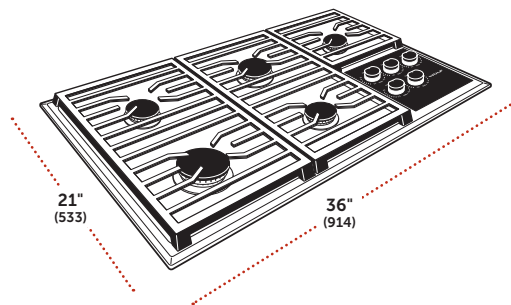
- Stainless steel
- Dual-stacked, sealed burners with true simmer
- Flame recognition and automatic reignition

## Accessories

DESCRIPTION	NUMBER	MSRP
2-Burner Wok Grate	824484	\$85
Professional Grates	825359	\$215
Natural Gas High Altitude Kit*	824490	\$75

\*For installations above 9,900' (3018 m).

## Gas Cooktops



### 36" Transitional Gas Cooktop

MODEL	MSRP
CG365T/S	\$2,555
CG365T/S/LP	\$2,555

#### SPECIFICATIONS

Overall Dimensions	36"W (914) x 4"H (102) x 21"D (533)
Burner Rating	18,000, 12,000 and (3) 9,200 Btu
Shipping Weight	67 lbs (30 kg)

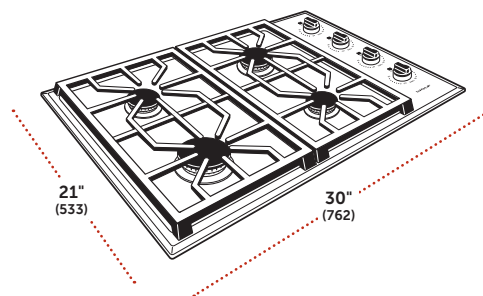
#### FEATURES

- Stainless steel
- Dual-stacked, sealed burners with true simmer
- Flame recognition and automatic reignition

### Accessories

DESCRIPTION	NUMBER	MSRP
2-Burner Wok Grate	824484	\$85
Professional Grates	825358	\$285
Natural Gas High Altitude Kit*	824490	\$75

\*For installations above 9,900' (3018 m).



### 30" Professional Gas Cooktop

MODEL	MSRP
CG304P/S	\$2,220
CG304P/S/LP	\$2,220

Red knobs and stainless steel bezels included with the cooktop. One set of optional color knobs available at no charge with product purchase.

#### SPECIFICATIONS

Overall Dimensions	30"W (762) x 4"H (102) x 21"D (533)
Burner Rating	18,000, 12,000 and (2) 9,200 Btu
Shipping Weight	50 lbs (23 kg)

#### FEATURES

- Stainless steel
- Dual-stacked, sealed burners with true simmer
- Flame recognition and automatic reignition
- 5 knob colors and 2 bezel colors for 10 combinations to fit any style

### Accessories

DESCRIPTION	NUMBER	MSRP
2-Burner Wok Grate	824485	\$85
Transitional Grates	827597	\$195
Natural Gas High Altitude Kit*	824490	\$75

#### Knobs

Stainless Steel Knobs	9056355	\$85
Stainless Steel Knobs**	9056354	N/C
Red Knobs	9056344	\$85
Black Knobs	9056353	\$85
Black Knobs**	9056352	N/C
Brushed Brass Knobs	9056357	\$85
Brushed Brass Knobs**	9056356	N/C
Brushed Gray Knobs	9056359	\$85
Brushed Gray Knobs**	9056358	N/C

#### Bezels

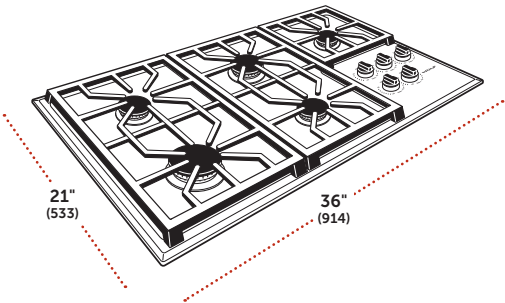
<b>NEW</b> Brushed Brass Bezels***	9062310	\$110
------------------------------------	---------	-------

\*For installations above 9,900' (3018 m).

\*\*One set at no charge with product purchase.

\*\*\*Future availability. Brushed Brass Bezels must be installed by a Factory Certified Installer or Service provider.

# Gas Cooktops



## 36" Professional Gas Cooktop

MODEL	MSRP
CG365P/S	\$2,555
CG365P/S/LP	\$2,555

Red knobs and stainless steel bezels included with the cooktop. One set of optional color knobs available at no charge with product purchase.

### SPECIFICATIONS

Overall Dimensions	36"W (914) x 4"H (102) x 21"D (533)
Burner Rating	18,000, 12,000 and (3) 9,200 Btu
Shipping Weight	67 lbs (30 kg)

### FEATURES

- Stainless steel
- Dual-stacked, sealed burners with true simmer
- Flame recognition and automatic reignition
- 5 knob colors and 2 bezel colors for 10 combinations to fit any style

## Accessories

DESCRIPTION	NUMBER	MSRP
2-Burner Wok Grate	824485	\$85
Transitional Grates	827596	\$260
Natural Gas High Altitude Kit*	824490	\$75

### Knobs

Stainless Steel Knobs	9056364	\$85
Stainless Steel Knobs**	9056363	N/C
Red Knobs	9056360	\$85
Black Knobs	9056362	\$85
Black Knobs**	9056361	N/C
Brushed Brass Knobs	9056366	\$85
Brushed Brass Knobs**	9056365	N/C
Brushed Gray Knobs	9056369	\$85
Brushed Gray Knobs**	9056368	N/C

### Bezels

<b>NEW</b> Brushed Brass Bezels***	9061697	\$140
------------------------------------	---------	-------

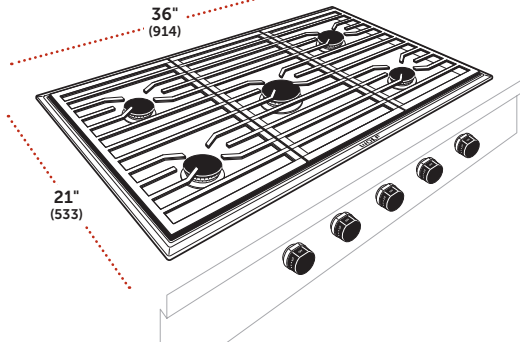
\*For installations above 9,900' (3018 m).

\*\*One set at no charge with product purchase.

\*\*\*Future availability. Brushed Brass Bezels must be installed by a Factory Certified Installer or Service provider.

Prices Effective

**04/01/2024**



## 36" Contemporary Gas Cooktop

MODEL	MSRP
CG365C/S	\$3,030
CG365C/S/LP	\$3,030

Black knobs included with the cooktop. One set of optional color knobs available at no charge with product purchase.

### SPECIFICATIONS

Overall Dimensions	36"W (914) x 6¾"H (172) x 21"D (533)
Burner Rating	20,000, (2) 12,000 and (2) 9,200 Btu
Shipping Weight	156 lbs (71 kg)

### FEATURES

- Stainless steel
- Dual-stacked, sealed burners
- Flame recognition and automatic reignition
- Cooktop sits flush to the countertop

## Accessories

DESCRIPTION	NUMBER	MSRP
Center Burner Wok Grate	826676	N/C
Natural Gas High Altitude Kit*	824490	\$75

### Knobs

Stainless Steel Knobs	827013	\$140
Stainless Steel Knobs**	826986	N/C
Red Knobs	827012	\$140
Red Knobs**	826985	N/C
Black Knobs	827014	\$140

\*For installations above 9,900' (3018 m).

\*\*One set at no charge with product purchase.

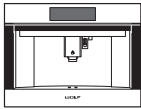
Coffee Systems

No need to run out to the corner coffee shop—enjoy professional-quality brewed coffee, espresso, cappuccino, and more in the comfort of your home. The Wolf Coffee System lets you craft a cup precisely to your taste, from real coffee beans, with the touch of a button. Installs anywhere in your home or office—no plumbing required. The Cup Warming Drawer is the perfect complement to your Coffee System.

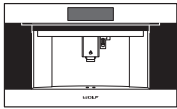
MODEL NUMBER KEY

Coffee System	EC
E Series Transitional	TE
E Series Professional	PE
M Series Transitional	TM
M Series Professional	PM
M Series Contemporary	CM
Cup Warming Drawer	CW
Black Glass	B
Stainless Steel	S

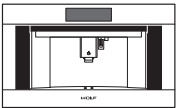
Coffee Systems



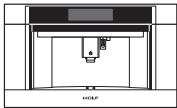
EC2450TE/S



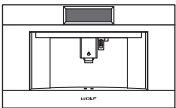
EC3050TE/S



EC3050PE/S



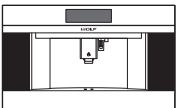
EC3050TM/S



EC3050PM/S



EC3050CM/B



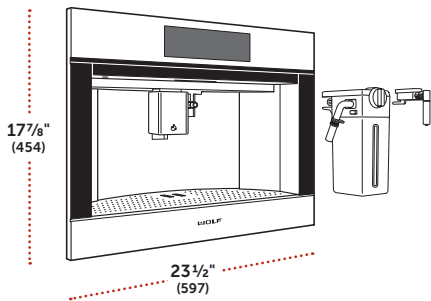
EC3050CM/S

Cup Warming Drawer

Limited Availability



CW24/S



24" E Series Transitional Coffee System

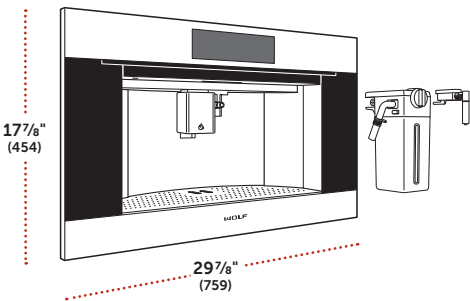
MODEL	MSRP
EC2450TE/S	\$4,155

SPECIFICATIONS	
Overall Dimensions	23½"W (597) x 17⅞"H (454) x 19"D (483)
Shipping Weight	67 lbs (30 kg)

FEATURES
<ul style="list-style-type: none"><li>- Standard or flush inset installation</li><li>- Full-color touchscreen</li><li>- Save favorites within six independent user profiles</li><li>- 17 drink mode selections</li><li>- Insulated milk container with froth regulator</li><li>- 12 oz whole bean capacity, or single serve pre-ground option</li><li>- 84.5 oz water tank</li><li>- Height-adjustable dual dispensing coffee spout</li><li>- Rinse container</li><li>- Pairs seamlessly with a Wolf Cup Warming Drawer</li></ul>

Accessories

DESCRIPTION	NUMBER	MSRP
Insulated Milk Container	830403	\$80
Charcoal Water Filter	830406	\$30
Descaling Solution (2)	829244	\$20
Care Kit	830402	\$60
Care Kit (5)	830407	\$290



30" E Series Transitional Coffee System

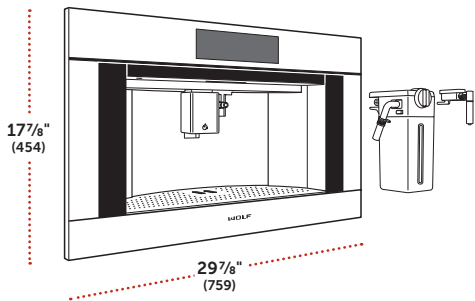
MODEL	MSRP
EC3050TE/S	\$4,575

SPECIFICATIONS	
Overall Dimensions	29⅞"W (759) x 17⅞"H (454) x 19"D (483)
Shipping Weight	72 lbs (33 kg)

FEATURES
<ul style="list-style-type: none"><li>- Standard or flush inset installation</li><li>- Full-color touchscreen</li><li>- Save favorites within six independent user profiles</li><li>- 17 drink mode selections</li><li>- Insulated milk container with froth regulator</li><li>- 12 oz whole bean capacity, or single serve pre-ground option</li><li>- 84.5 oz water tank</li><li>- Height-adjustable dual dispensing coffee spout</li><li>- Rinse container</li></ul>

Accessories

DESCRIPTION	NUMBER	MSRP
Insulated Milk Container	830403	\$80
Charcoal Water Filter	830406	\$30
Descaling Solution (2)	829244	\$20
Care Kit	830402	\$60
Care Kit (5)	830407	\$290



30" E Series Professional Coffee System

MODEL	MSRP
EC3050PE/S	\$4,575

SPECIFICATIONS

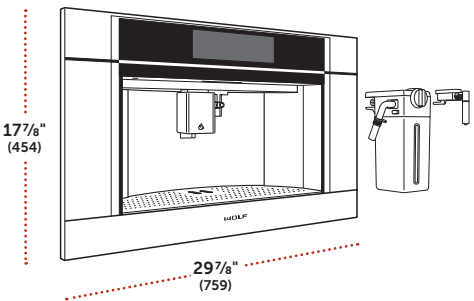
Overall Dimensions	29 7/8"W (759) x 17 7/8"H (454) x 19"D (483)
Shipping Weight	72 lbs (33 kg)

FEATURES

- Standard or flush inset installation
- Full-color touchscreen
- Save favorites within six independent user profiles
- 17 drink mode selections
- Insulated milk container with froth regulator
- 12 oz whole bean capacity, or single serve pre-ground option
- 84.5 oz water tank
- Height-adjustable dual dispensing coffee spout
- Rinse container

Accessories

DESCRIPTION	NUMBER	MSRP
Insulated Milk Container	830403	\$80
Charcoal Water Filter	830406	\$30
Descaling Solution (2)	829244	\$20
Care Kit	830402	\$60
Care Kit (5)	830407	\$290



30" M Series Transitional Coffee System

MODEL	MSRP
EC3050TM/S	\$4,575

SPECIFICATIONS

Overall Dimensions	29 7/8"W (759) x 17 7/8"H (454) x 19"D (483)
Shipping Weight	72 lbs (33 kg)

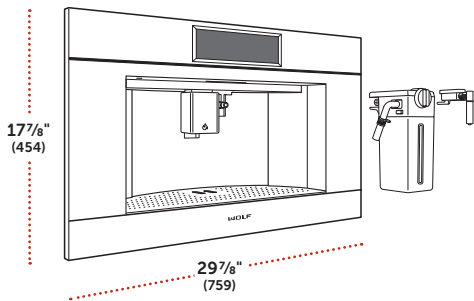
FEATURES

- Standard or flush inset installation
- Full-color touchscreen
- Save favorites within six independent user profiles
- 17 drink mode selections
- Insulated milk container with froth regulator
- 12 oz whole bean capacity, or single serve pre-ground option
- 84.5 oz water tank
- Height-adjustable dual dispensing coffee spout
- Rinse container

Accessories

DESCRIPTION	NUMBER	MSRP
Insulated Milk Container	830403	\$80
Charcoal Water Filter	830406	\$30
Descaling Solution (2)	829244	\$20
Care Kit	830402	\$60
Care Kit (5)	830407	\$290





30" M Series Professional Coffee System

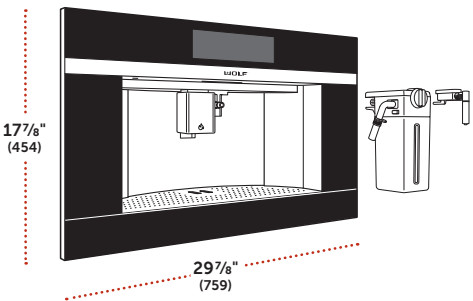
MODEL	MSRP
EC3050PM/S	\$4,575

SPECIFICATIONS	
Overall Dimensions	29 7/8"W (759) x 17 7/8"H (454) x 19"D (483)
Shipping Weight	72 lbs (33 kg)

FEATURES	
<ul style="list-style-type: none"><li>- Standard or flush inset installation</li><li>- Full-color touchscreen</li><li>- Save favorites within six independent user profiles</li><li>- 17 drink mode selections</li><li>- Insulated milk container with froth regulator</li><li>- 12 oz whole bean capacity, or single serve pre-ground option</li><li>- 84.5 oz water tank</li><li>- Height-adjustable dual dispensing coffee spout</li><li>- Rinse container</li></ul>	

Accessories

DESCRIPTION	NUMBER	MSRP
Insulated Milk Container	830403	\$80
Charcoal Water Filter	830406	\$30
Descaling Solution (2)	829244	\$20
Care Kit	830402	\$60
Care Kit (5)	830407	\$290



30" M Series Contemporary Coffee System

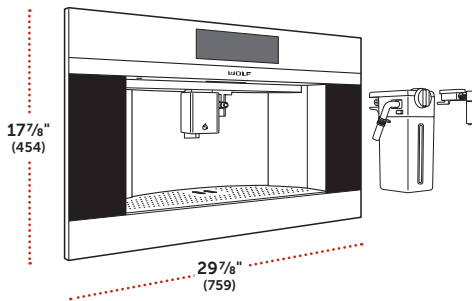
MODEL	MSRP
EC3050CM/B	\$4,575

SPECIFICATIONS	
Overall Dimensions	29 7/8"W (759) x 17 7/8"H (454) x 19"D (483)
Shipping Weight	72 lbs (33 kg)

FEATURES	
<ul style="list-style-type: none"><li>- Standard or flush inset installation</li><li>- Full-color touchscreen</li><li>- Save favorites within six independent user profiles</li><li>- 17 drink mode selections</li><li>- Insulated milk container with froth regulator</li><li>- 12 oz whole bean capacity, or single serve pre-ground option</li><li>- 84.5 oz water tank</li><li>- Height-adjustable dual dispensing coffee spout</li><li>- Rinse container</li></ul>	

Accessories

DESCRIPTION	NUMBER	MSRP
Insulated Milk Container	830403	\$80
Charcoal Water Filter	830406	\$30
Descaling Solution (2)	829244	\$20
Care Kit	830402	\$60
Care Kit (5)	830407	\$290



## 30" M Series Contemporary Stainless Steel Coffee System

MODEL	MSRP
EC3050CM/S	\$4,575

### SPECIFICATIONS

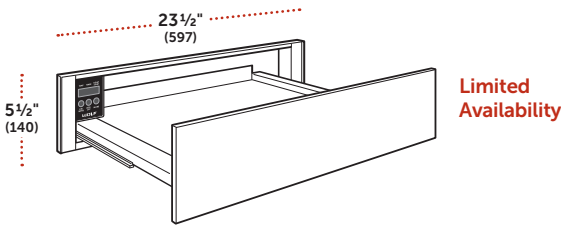
Overall Dimensions	29 7/8"W (759) x 17 7/8"H (454) x 19"D (483)
Shipping Weight	72 lbs (33 kg)

### FEATURES

- Standard or flush inset installation
- Full-color touchscreen
- Save favorites within six independent user profiles
- 17 drink mode selections
- Insulated milk container with froth regulator
- 12 oz whole bean capacity, or single serve pre-ground option
- 84.5 oz water tank
- Height-adjustable dual dispensing coffee spout
- Rinse container

## Accessories

DESCRIPTION	NUMBER	MSRP
Insulated Milk Container	830403	\$80
Charcoal Water Filter	830406	\$30
Descaling Solution (2)	829244	\$20
Care Kit	830402	\$60
Care Kit (5)	830407	\$290



## 24" Stainless Steel Cup Warming Drawer

MODEL	MSRP
CW24/S	\$1,255

### SPECIFICATIONS

Overall Dimensions	23 1/2"W (597) x 5 1/2"H (140) x 21"D (533)
Shipping Weight	40 lbs (18 kg)

### FEATURES

- Hidden controls
- Standard or flush inset installation
- 420-watt heating element
- Temperature range 85°F (30°C) to 175°F (80°C)
- Automatic shut off
- Delayed start
- Full-extension drawer glides
- Removable drawer liner

## Ranges and Rangetops

Delight at precise control born through decades of engineering prowess with Wolf Ranges and Rangetops. Home chefs will enjoy the power and finesse of professional kitchen appliances, knowing they can always create the dishes they have in mind with Wolf. On Dual Fuel and Gas Ranges and Rangetops, you can customize your cooking surface with a combination of burners, infrared charbroiler, infrared griddle, wok burner, or French top. Find the right fit for your kitchen with a wide range of sizes and performance-enhancing features.

### MODEL NUMBER KEY

Induction Range	IR
Dual Fuel Range	DF
Sealed Burner Rangetop	SRT
Gas Range	GR
Infrared Griddle	G
Infrared Double Griddle	DG
Infrared Charbroiler	C
French Top	F
Wok Burner	W
Stainless Steel	S
Black Door	BK
White Door	WH
Tubular Handle	T
Pro Handle	P
LP Gas	LP

### Induction Ranges

#### 30" RANGES



IR30450/S/T  
IR30450/S/P

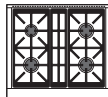
#### 36" RANGES



IR36550/S/T  
IR36550/S/P

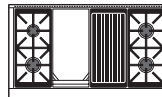
### Dual Fuel Ranges

#### 30" RANGES



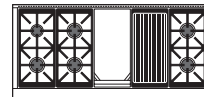
DF30450/S/P  
Future Availability  
DF30450/BK/P  
DF30450/WH/P

#### 48" RANGES




DF48450CG/S/P  
Future Availability  
DF48450CG/BK/P  
DF48450CG/WH/P

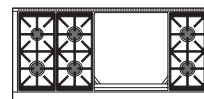
#### 60" RANGES



DF60650CG/S/P  
Future Availability  
DF60650CG/BK/P  
DF60650CG/WH/P

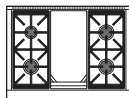


DF48650C/S/P  
Future Availability  
DF48650C/BK/P  
DF48650C/WH/P

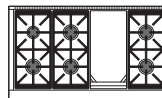


DF60650DG/S/P  
Future Availability  
DF60650DG/BK/P  
DF60650DG/WH/P

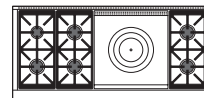
#### 36" RANGES




DF36450G/S/P  
Future Availability  
DF36450G/BK/P  
DF36450G/WH/P



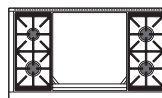
DF48650G/S/P  
Future Availability  
DF48650G/BK/P  
DF48650G/WH/P




DF60650F/S/P  
Future Availability  
DF60650F/BK/P  
DF60650F/WH/P



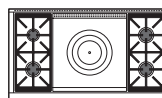
DF36650/S/P  
Future Availability  
DF36650/BK/P  
DF36650/WH/P




DF48450DG/S/P  
Future Availability  
DF48450DG/BK/P  
DF48450DG/WH/P



DF36450C/S/P  
Future Availability  
DF36450C/BK/P  
DF36450C/WH/P




DF48450F/S/P  
Future Availability  
DF48450F/BK/P  
DF48450F/WH/P



DF48850/S/P  
Future Availability  
DF48850/BK/P  
DF48850/WH/P


Sealed Burner Rangetops

30" RANGETOP

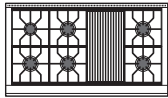


SRT304

48" RANGETOPS

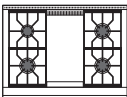


SRT484CG

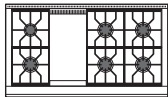


SRT486C


36" RANGETOPS



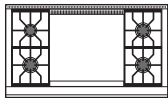
SRT364G




SRT486G



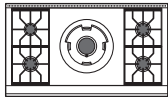
SRT366



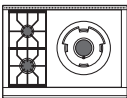
SRT484DG



SRT364C




SRT484W



SRT362W


Gas Ranges

30" RANGE




GR304

48" RANGES

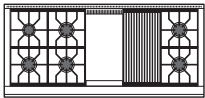


GR484CG

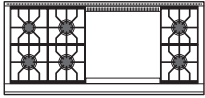


GR488

60" RANGES

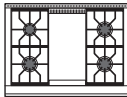


GR606CG

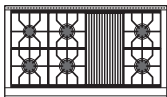


GR606DG


36" RANGES



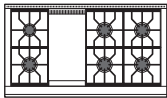
GR364G




GR486C



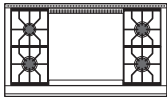
GR366



GR486G

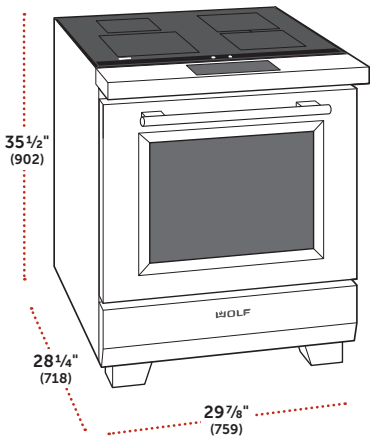


GR364C



GR484DG

# Induction Ranges



## 30" Transitional Induction Range

MODEL	MSRP
IR30450/S/T	\$8,770

### SPECIFICATIONS

Overall Dimensions	29 7/8" W (759) x 35 1/2" H (902) x 28 1/4" D (718)
Element Diameter	Max Element Power
11" (279)	2600 W with 3700 W boost
(2) 8" (203)	2100 W with 3700 W boost
6" (152)	1400 W with 2200 W boost
Cooktop Max Power Output	7400 W
Oven Capacity	5.1 cu ft (144 L)
Interior Dimensions	25 1/4" W (641) x 17 1/2" H (445) x 20" D (508)
Shipping Weight	391 lbs (177 kg)

### FEATURES

- Scratch-resistant, ceramic glass induction cooking surface
- Dual convection oven with 10 cooking modes including Gourmet
- Large full-color touch screen
- True simmer and melt settings
- Boost Mode delivers rapid heat for faster boil times
- Bridge function joins two induction zones
- 1 standard and 2 full-extension ball-bearing racks
- Broiler pan and temperature probe

## Accessories

### Surface Accessories

DESCRIPTION	NUMBER	MSRP
Filler Trim (2-pc)	9022633	\$100

### Oven Accessories

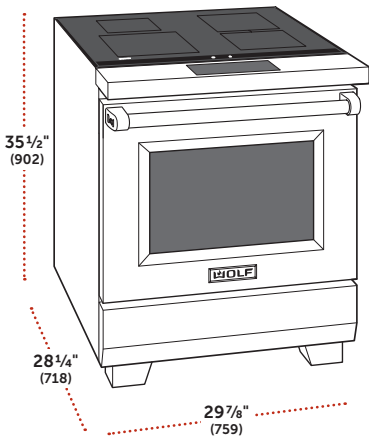
DESCRIPTION	NUMBER	MSRP
Full-Ext Ball-Bearing Rack	9030652	\$190
Standard Oven Rack	9052548	\$95
30" (762) Baking Sheet	823269	\$85
Temperature Probe	823261	\$85
Broiler Pan	819377	\$75
Dehydration Kit	9034725	\$200
Bake Stone Kit	9016697	\$255

### Leg Extension Covers, Caster Covers and Kickplate

DESCRIPTION	NUMBER	MSRP
<b>Front Leg Extension Covers</b>		
2 1/2" (64) Covers	9022347	\$80
3 1/2" (89) Covers	9022607	\$80
4" (102) Covers	9022608	\$80
4 1/2" (114) Covers	9022609	\$80
<b>Rear Caster Covers</b>		
2 1/2" (64) Covers	9022587	\$110
3" (76) Covers	9022588	\$110
3 1/2" (89) Covers	9022589	\$110
4" (102) Covers	9022590	\$110
4 1/2" (114) Covers	9022591	\$110
<b>Kickplates</b>		
2 1/2" (64) Stainless Steel	9022087	\$25
3" (76) Stainless Steel	9018542	\$25
3 1/2" (89) Stainless Steel	9022088	\$25
4" (102) Stainless Steel	9022089	\$25
4 1/2" (114) Stainless Steel	9022090	\$25

Use 2 1/2" (64) for countertop heights ranging from 35 1/2" (902) to 36" (914).  
Use 3" (76) for countertop heights ranging from 35 3/4" (908) to 36 1/2" (927).  
Use 3 1/2" (89) for countertop heights ranging from 36 1/4" (921) to 37" (940).  
Use 4" (102) for countertop heights ranging from 36 3/4" (934) to 37 1/2" (953).  
Use 4 1/2" (114) for countertop heights ranging from 37 1/4" (946) to 38" (965).

# Induction Ranges



## 30" Professional Induction Range

MODEL	MSRP
IR30450/S/P	\$8,770

### SPECIFICATIONS

Overall Dimensions	29 7/8" W (759) x 35 1/2" H (902) x 28 1/4" D (718)
Element Diameter	Max Element Power
11" (279)	2600 W with 3700 W boost
(2) 8" (203)	2100 W with 3700 W boost
6" (152)	1400 W with 2200 W boost
Cooktop Max Power Output	7400 W
Oven Capacity	5.1 cu ft (144 L)
Interior Dimensions	25 1/4" W (641) x 17 1/2" H (445) x 20" D (508)
Shipping Weight	368 lbs (167 kg)

### FEATURES

- Scratch-resistant, ceramic glass induction cooking surface
- Dual convection oven with 10 cooking modes including Gourmet
- Large full-color touch screen
- True simmer and melt settings
- Boost Mode delivers rapid heat for faster boil times
- Bridge function joins two induction zones
- 1 standard and 2 full-extension ball-bearing racks
- Broiler pan and temperature probe

## Accessories

### Surface Accessories

DESCRIPTION	NUMBER	MSRP
Filler Trim (2-pc)	9022633	\$100

### Oven Accessories

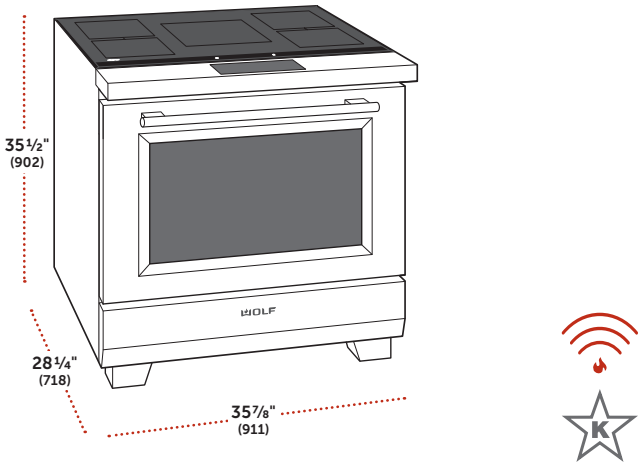
DESCRIPTION	NUMBER	MSRP
Full-Ext Ball-Bearing Rack	9030652	\$190
Standard Oven Rack	9052548	\$95
30" (762) Baking Sheet	823269	\$85
Temperature Probe	823261	\$85
Broiler Pan	819377	\$75
Dehydration Kit	9034725	\$200
Bake Stone Kit	9016697	\$255

### Leg Extension Covers, Caster Covers and Kickplate

DESCRIPTION	NUMBER	MSRP
<b>Front Leg Extension Covers</b>		
2 1/2" (64) Covers	9022347	\$80
3 1/2" (89) Covers	9022607	\$80
4" (102) Covers	9022608	\$80
4 1/2" (114) Covers	9022609	\$80
<b>Rear Caster Covers</b>		
2 1/2" (64) Covers	9022587	\$110
3" (76) Covers	9022588	\$110
3 1/2" (89) Covers	9022589	\$110
4" (102) Covers	9022590	\$110
4 1/2" (114) Covers	9022591	\$110
<b>Kickplates</b>		
2 1/2" (64) Stainless Steel	9022087	\$25
3" (76) Stainless Steel	9018542	\$25
3 1/2" (89) Stainless Steel	9022088	\$25
4" (102) Stainless Steel	9022089	\$25
4 1/2" (114) Stainless Steel	9022090	\$25

Use 2 1/2" (64) for countertop heights ranging from 35 1/2" (902) to 36" (914).  
Use 3" (76) for countertop heights ranging from 35 3/4" (908) to 36 1/2" (927).  
Use 3 1/2" (89) for countertop heights ranging from 36 1/4" (921) to 37" (940).  
Use 4" (102) for countertop heights ranging from 36 3/4" (934) to 37 1/2" (953).  
Use 4 1/2" (114) for countertop heights ranging from 37 1/4" (946) to 38" (965).

# Induction Ranges



## 36" Transitional Induction Range

MODEL	MSRP
IR36550/S/T	\$12,080

### SPECIFICATIONS

Overall Dimensions	35 7/8"W (911) x 35 1/2"H (902) x 28 1/4"D (718)
Element Diameter	Max Element Power
11" (279)	2600 W with 3700 W boost
(4) 8" (203)	2100 W with 3700 W boost
Cooktop Max Power Output	11,100 W
Oven Capacity	6.3 cu ft (178 L)
Interior Dimensions	31 1/4"W (794) x 17 1/2"H (445) x 20"D (508)
Shipping Weight	445 lbs (202 kg)

### FEATURES

- Scratch-resistant, ceramic glass induction cooking surface
- Dual convection oven with 10 cooking modes including Gourmet
- Large full-color touch screen
- True simmer and melt settings
- Boost Mode delivers rapid heat for faster boil times
- Bridge function joins two induction zones
- 1 standard and 2 full-extension ball-bearing racks
- Broiler pan and temperature probe

## Accessories

### Surface Accessories

DESCRIPTION	NUMBER	MSRP
Filler Trim (2-pc)	9022633	\$100

### Oven Accessories

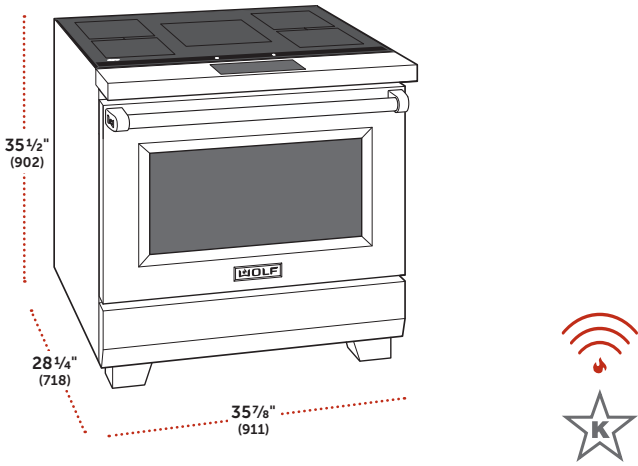
DESCRIPTION	NUMBER	MSRP
Full-Ext Ball-Bearing Rack	9022538	\$190
Standard Oven Rack	9022540	\$90
30" (762) Baking Sheet	823269	\$85
Temperature Probe	823261	\$85
Broiler Pan	819377	\$75
Dehydration Kit	9034726	\$200
Bake Stone Kit	9016697	\$255

### Leg Extension Covers, Caster Covers and Kickplate

DESCRIPTION	NUMBER	MSRP
<b>Front Leg Extension Covers</b>		
2 1/2" (64) Covers	9022347	\$80
3 1/2" (89) Covers	9022607	\$80
4" (102) Covers	9022608	\$80
4 1/2" (114) Covers	9022609	\$80
<b>Rear Caster Covers</b>		
2 1/2" (64) Covers	9022587	\$110
3" (76) Covers	9022588	\$110
3 1/2" (89) Covers	9022589	\$110
4" (102) Covers	9022590	\$110
4 1/2" (114) Covers	9022591	\$110
<b>Kickplates</b>		
2 1/2" (64) Stainless Steel	9022091	\$35
3" (76) Stainless Steel	9018543	\$35
3 1/2" (89) Stainless Steel	9022092	\$35
4" (102) Stainless Steel	9022093	\$35
4 1/2" (114) Stainless Steel	9022094	\$35

Use 2 1/2" (64) for countertop heights ranging from 35 1/2" (902) to 36" (914).  
Use 3" (76) for countertop heights ranging from 35 3/4" (908) to 36 1/2" (927).  
Use 3 1/2" (89) for countertop heights ranging from 36 1/4" (921) to 37" (940).  
Use 4" (102) for countertop heights ranging from 36 3/4" (934) to 37 1/2" (953).  
Use 4 1/2" (114) for countertop heights ranging from 37 1/4" (946) to 38" (965).

# Induction Ranges



## 36" Professional Induction Range

MODEL	MSRP
IR36550/S/P	\$12,080

### SPECIFICATIONS

Overall Dimensions	35 <sup>7</sup> / <sub>8</sub> "W (911) x 35 <sup>1</sup> / <sub>2</sub> "H (902) x 28 <sup>1</sup> / <sub>4</sub> "D (718)
Element Diameter	Max Element Power
11" (279)	2600 W with 3700 W boost
(4) 8" (203)	2100 W with 3700 W boost
Cooktop Max Power Output	11,100 W
Oven Capacity	6.3 cu ft (178 L)
Interior Dimensions	31 <sup>1</sup> / <sub>4</sub> "W (794) x 17 <sup>1</sup> / <sub>2</sub> "H (445) x 20"D (508)
Shipping Weight	450 lbs (204 kg)

### FEATURES

- Scratch-resistant, ceramic glass induction cooking surface
- Dual convection oven with 10 cooking modes including Gourmet
- Large full-color touch screen
- True simmer and melt settings
- Boost Mode delivers rapid heat for faster boil times
- Bridge function joins two induction zones
- 1 standard and 2 full-extension ball-bearing racks
- Broiler pan and temperature probe

## Accessories

### Surface Accessories

DESCRIPTION	NUMBER	MSRP
Filler Trim (2-pc)	9022633	\$100

### Oven Accessories

DESCRIPTION	NUMBER	MSRP
Full-Ext Ball-Bearing Rack	9022538	\$190
Standard Oven Rack	9022540	\$90
30" (762) Baking Sheet	823269	\$85
Temperature Probe	823261	\$85
Broiler Pan	819377	\$75
Dehydration Kit	9034726	\$200
Bake Stone Kit	9016697	\$255

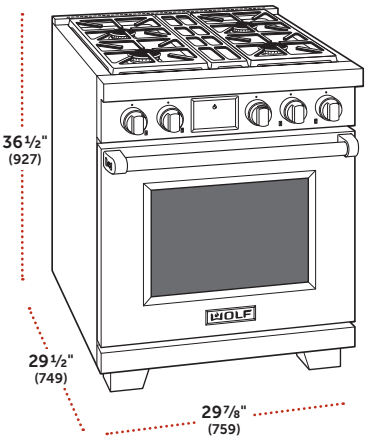
### Leg Extension Covers, Caster Covers and Kickplate

DESCRIPTION	NUMBER	MSRP
<b>Front Leg Extension Covers</b>		
2 <sup>1</sup> / <sub>2</sub> " (64) Covers	9022347	\$80
3 <sup>1</sup> / <sub>2</sub> " (89) Covers	9022607	\$80
4" (102) Covers	9022608	\$80
4 <sup>1</sup> / <sub>2</sub> " (114) Covers	9022609	\$80
<b>Rear Caster Covers</b>		
2 <sup>1</sup> / <sub>2</sub> " (64) Covers	9022587	\$110
3" (76) Covers	9022588	\$110
3 <sup>1</sup> / <sub>2</sub> " (89) Covers	9022589	\$110
4" (102) Covers	9022590	\$110
4 <sup>1</sup> / <sub>2</sub> " (114) Covers	9022591	\$110
<b>Kickplates</b>		
2 <sup>1</sup> / <sub>2</sub> " (64) Stainless Steel	9022091	\$35
3" (76) Stainless Steel	9018543	\$35
3 <sup>1</sup> / <sub>2</sub> " (89) Stainless Steel	9022092	\$35
4" (102) Stainless Steel	9022093	\$35
4 <sup>1</sup> / <sub>2</sub> " (114) Stainless Steel	9022094	\$35

Use 2<sup>1</sup>/<sub>2</sub>" (64) for countertop heights ranging from 35<sup>1</sup>/<sub>2</sub>" (902) to 36" (914).  
Use 3" (76) for countertop heights ranging from 35<sup>3</sup>/<sub>4</sub>" (908) to 36<sup>1</sup>/<sub>2</sub>" (927).  
Use 3<sup>1</sup>/<sub>2</sub>" (89) for countertop heights ranging from 36<sup>1</sup>/<sub>4</sub>" (921) to 37" (940).  
Use 4" (102) for countertop heights ranging from 36<sup>3</sup>/<sub>4</sub>" (934) to 37<sup>1</sup>/<sub>2</sub>" (953).  
Use 4<sup>1</sup>/<sub>2</sub>" (114) for countertop heights ranging from 37<sup>1</sup>/<sub>4</sub>" (946) to 38" (965).



# Dual Fuel Ranges



30" Dual Fuel Range **NEW** Black and White Finishes



## Model DF30450

MODEL	MSRP
DF30450/S/P	\$8,245
DF30450/S/P/LP	\$8,245
<b>NEW</b> DF30450/BK/P*	\$9,045
<b>NEW</b> DF30450/BK/P/LP*	\$9,045
<b>NEW</b> DF30450/WH/P*	\$9,045
<b>NEW</b> DF30450/WH/P/LP*	\$9,045

Red knobs and stainless steel bezels included with the range. One set of optional color knobs available at no charge with product purchase.

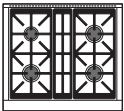
*\*Future availability. Model is special order with additional lead time. Check with distributor for availability.*

## SPECIFICATIONS

Overall Dimensions	29 7/8"W (759) x 36 1/2"H (927) x 29 1/2"D (749)
Surface Burners	20,000, 18,000, 15,000 and 9,200 Btu
Oven Capacity	5.1 cu ft (144 L)
Interior Dimensions	25 1/4"W (641) x 17 1/2"H (445) x 20"D (508)
Shipping Weight	413 lbs (187 kg)

## FEATURES

- Dual-stacked, sealed burners
- Dual convection oven with 10 cooking modes including Gourmet
- Large full-color touch screen
- Low Btu for true simmer and melts
- LED backlit control knobs
- 1 standard and 2 full-extension ball-bearing racks
- Broiler pan and temperature probe
- Door finishes available in stainless steel or powder coated black or white
- 5 knob colors and 2 bezel colors for 10 combinations to fit any style
- Signature red knobs and stainless steel bezels included



# Dual Fuel Ranges

## 30" Dual Fuel Range Accessories

### Stainless Steel Risers

DESCRIPTION	NUMBER	MSRP
<b>Stainless Steel Risers*</b>		
5" (127) Riser	9016116	\$255
10" (254) Riser	9016117	\$310
20" (508) Riser with Shelf	9016118	\$585

\*Minimum 5" (127) riser required against combustible surfaces.

### Knobs and Bezels

DESCRIPTION	NUMBER	MSRP
<b>Knobs</b>		
Stainless Steel Knobs	9015761	\$190
Stainless Steel Knobs*	828438	N/C
Red Knobs	9039689	\$190
Black Knobs	9015758	\$190
Black Knobs*	828443	N/C
Brushed Brass Knobs	9056266	\$190
Brushed Brass Knobs*	9056265	N/C
Brushed Gray Knobs	9056268	\$190
Brushed Gray Knobs*	9056267	N/C
<b>Bezels**</b>		
Brushed Brass Bezels	9056785	\$85

\*One set at no charge with product purchase.

\*\*Brushed Brass Bezels must be installed by a Factory Certified Installer or Service provider.

### Surface Accessories

DESCRIPTION	NUMBER	MSRP
Filler Trim (2-pc)	810919	\$180
2-Burner Wok Grate*	9029243	\$100

\*Grate covers two burner positions allowing one burner to accommodate a rounded wok.

### Oven Accessories

DESCRIPTION	NUMBER	MSRP
Full-Ext Ball-Bearing Rack	9030652	\$190
Standard Oven Rack	9052548	\$95
30" (762) Baking Sheet	823269	\$85
Temperature Probe	823261	\$85
Broiler Pan	819377	\$75
Dehydration Kit	9034725	\$200
Bake Stone Kit	9016697	\$255

### Leg Extension Covers, Caster Covers and Kickplate

DESCRIPTION	NUMBER	MSRP
<b>Front Leg Extension Covers</b>		
2½" (64) Covers	9022347	\$80
3½" (89) Covers	9022607	\$80
4" (102) Covers	9022608	\$80
4½" (114) Covers	9022609	\$80
<b>Rear Caster Covers</b>		
2½" (64) Covers	9022587	\$110
3" (76) Covers	9022588	\$110
3½" (89) Covers	9022589	\$110
4" (102) Covers	9022590	\$110
4½" (114) Covers	9022591	\$110
<b>Kickplates</b>		
2½" (64) Stainless Steel	9022087	\$25
3" (76) Stainless Steel	9018542	\$25
3½" (89) Stainless Steel	9022088	\$25
4" (102) Stainless Steel	9022089	\$25
4½" (114) Stainless Steel	9022090	\$25

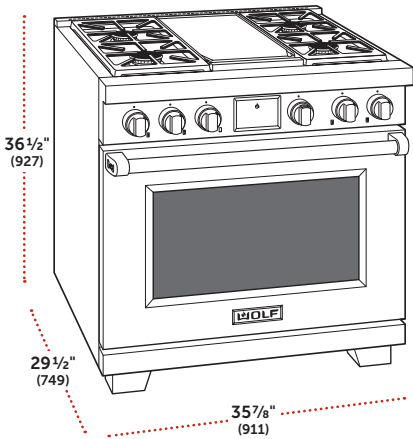
Use 2½" (64) for countertop heights ranging from 35½" (902) to 36" (914).  
Use 3" (76) for countertop heights ranging from 35¾" (908) to 36½" (927).  
Use 3½" (89) for countertop heights ranging from 36¾" (921) to 37" (940).  
Use 4" (102) for countertop heights ranging from 36¾" (934) to 37½" (953).  
Use 4½" (114) for countertop heights ranging from 37¼" (946) to 38" (965).

### High Altitude Conversion Kit

DESCRIPTION	NUMBER	MSRP
High Altitude Kit*	829280	\$70

\*For natural gas installations above 10,000' (3048 m) in altitude.  
No conversion kit required for LP units at high altitude.

# Dual Fuel Ranges



## 36" Dual Fuel Ranges Black and White Finishes

### Model DF36450G

MODEL	MSRP
DF36450G/S/P	\$12,570
DF36450G/S/P/LP	\$12,570
<b>NEW</b> DF36450G/BK/P*	\$13,570
<b>NEW</b> DF36450G/BK/P/LP*	\$13,570
<b>NEW</b> DF36450G/WH/P*	\$13,570
<b>NEW</b> DF36450G/WH/P/LP*	\$13,570

Red knobs and stainless steel bezels included with the range. One set of optional color knobs available at no charge with product purchase.

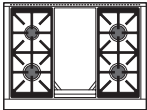
*\*Future availability. Model is special order with additional lead time. Check with distributor for availability.*

#### SPECIFICATIONS

Overall Dimensions	35 7/8" W (911) x 36 1/2" H (927) x 29 1/2" D (749)
Surface Burners	20,000, 18,000, 15,000 and 9,200 Btu
Infrared Griddle	15,000 Btu (13,000 Btu LP)
Oven Capacity	6.3 cu ft (178 L)
Interior Dimensions	31 1/4" W (794) x 17 1/2" H (445) x 20" D (508)
Shipping Weight	503 lbs (228 kg)

#### FEATURES

- Dual-stacked, sealed burners
- Dual convection oven with 10 cooking modes including Gourmet
- Adjustable infrared griddle
- Large full-color touch screen
- Low Btu for true simmer and melts
- LED backlit control knobs
- 1 standard and 2 full-extension ball-bearing racks
- Broiler pan and temperature probe
- Door finishes available in stainless steel or powder coated black or white
- 5 knob colors and 2 bezel colors for 10 combinations to fit any style
- Signature red knobs and stainless steel bezels included



### Model DF36650

MODEL	MSRP
DF36650/S/P	\$11,620
DF36650/S/P/LP	\$11,620
<b>NEW</b> DF36650/BK/P*	\$12,620
<b>NEW</b> DF36650/BK/P/LP*	\$12,620
<b>NEW</b> DF36650/WH/P*	\$12,620
<b>NEW</b> DF36650/WH/P/LP*	\$12,620

Red knobs and stainless steel bezels included with the range. One set of optional color knobs available at no charge with product purchase.


*\*Future availability. Model is special order with additional lead time. Check with distributor for availability.*

#### SPECIFICATIONS

Overall Dimensions	35 7/8" W (911) x 36 1/2" H (927) x 29 1/2" D (749)
Surface Burners	20,000, (2) 18,000, (2) 15,000 and 9,200 Btu
Oven Capacity	6.3 cu ft (178 L)
Interior Dimensions	31 1/4" W (794) x 17 1/2" H (445) x 20" D (508)
Shipping Weight	471 lbs (214 kg)

#### FEATURES

- Dual-stacked, sealed burners
- Dual convection oven with 10 cooking modes including Gourmet
- Large full-color touch screen
- Low Btu for true simmer and melts
- LED backlit control knobs
- 1 standard and 2 full-extension ball-bearing racks
- Broiler pan and temperature probe
- Door finishes available in stainless steel or powder coated black or white
- 5 knob colors and 2 bezel colors for 10 combinations to fit any style
- Signature red knobs and stainless steel bezels included



# Dual Fuel Ranges

## Model DF36450C

MODEL	MSRP
DF36450C/S/P	\$12,570
DF36450C/S/P/LP	\$12,570
<b>NEW</b> DF36450C/BK/P*	\$13,570
<b>NEW</b> DF36450C/BK/P/LP*	\$13,570
<b>NEW</b> DF36450C/WH/P*	\$13,570
<b>NEW</b> DF36450C/WH/P/LP*	\$13,570


Red knobs and stainless steel bezels included with the range. One set of optional color knobs available at no charge with product purchase.

*\*Future availability. Model is special order with additional lead time. Check with distributor for availability.*

### SPECIFICATIONS

Overall Dimensions	35 <sup>7</sup> / <sub>8</sub> "W (911) x 36 <sup>1</sup> / <sub>2</sub> "H (927) x 29 <sup>1</sup> / <sub>2</sub> "D (749)
Surface Burners	20,000, 18,000, 15,000 and 9,200 Btu
Infrared Charbroiler	16,000 Btu
Oven Capacity	6.3 cu ft (178 L)
Interior Dimensions	31 <sup>1</sup> / <sub>4</sub> "W (794) x 17 <sup>1</sup> / <sub>2</sub> "H (445) x 20"D (508)
Shipping Weight	482 lbs (219 kg)

### FEATURES

<ul style="list-style-type: none"><li>- Dual-stacked, sealed burners</li><li>- Dual convection oven with 10 cooking modes including Gourmet</li><li>- Adjustable infrared charbroiler</li><li>- Large full-color touch screen</li><li>- Low Btu for true simmer and melts</li><li>- LED backlit control knobs</li><li>- 1 standard and 2 full-extension ball-bearing racks</li><li>- Broiler pan and temperature probe</li><li>- Door finishes available in stainless steel or powder coated black or white</li><li>- 5 knob colors and 2 bezel colors for 10 combinations to fit any style</li><li>- Signature red knobs and stainless steel bezels included</li></ul>	
---	--

# Dual Fuel Ranges

## 36" Dual Fuel Range Accessories

### Stainless Steel Risers

DESCRIPTION	NUMBER	MSRP
<b>Stainless Steel Risers*</b>		
5" (127) Riser	9016119	\$280
10" (254) Riser	9016120	\$335
20" (508) Riser with Shelf	9016121	\$665

*\*Minimum 10" (254) riser required against combustible surfaces.*

### Knobs and Bezels

DESCRIPTION	NUMBER	MSRP
<b>Knobs</b>		
Stainless Steel Knobs	9015762	\$190
Stainless Steel Knobs*	828439	N/C
Red Knobs	9039690	\$190
Black Knobs	9015759	\$190
Black Knobs*	828442	N/C
Brushed Brass Knobs	9056270	\$190
Brushed Brass Knobs*	9056269	N/C
Brushed Gray Knobs	9056272	\$190
Brushed Gray Knobs*	9056271	N/C
<b>Bezels**</b>		
Brushed Brass Bezels	9056786	\$105

*\*One set at no charge with product purchase.*

*\*\*Brushed Brass Bezels must be installed by a Factory Certified Installer or Service provider.*

### Surface Accessories

DESCRIPTION	NUMBER	MSRP
Filler Trim (2-pc)	810919	\$180
2-Burner Wok Grate*	9029243	\$100
<b>Griddle Model</b>		
11" (279) Cutting Board	9022536	\$125
Griddle Cleaning Kit	812278	\$200
Cleaning Solution (4) 1-qt	812279	\$120
Cleaning Pads (6) 10-packs	9021489	\$135

*\*Grate covers two burner positions allowing one burner to accommodate a rounded wok.*

### Oven Accessories

DESCRIPTION	NUMBER	MSRP
Full-Ext Ball-Bearing Rack	9022538	\$190
Standard Oven Rack	9022540	\$90
30" (762) Baking Sheet	823269	\$85
Temperature Probe	823261	\$85
Broiler Pan	819377	\$75
Dehydration Kit	9034726	\$200
Bake Stone Kit	9016697	\$255

### Leg Extension Covers, Caster Covers and Kickplate

DESCRIPTION	NUMBER	MSRP
<b>Front Leg Extension Covers</b>		
2½" (64) Covers	9022347	\$80
3½" (89) Covers	9022607	\$80
4" (102) Covers	9022608	\$80
4½" (114) Covers	9022609	\$80
<b>Rear Caster Covers</b>		
2½" (64) Covers	9022587	\$110
3" (76) Covers	9022588	\$110
3½" (89) Covers	9022589	\$110
4" (102) Covers	9022590	\$110
4½" (114) Covers	9022591	\$110
<b>Kickplates</b>		
2½" (64) Stainless Steel	9022091	\$35
3" (76) Stainless Steel	9018543	\$35
3½" (89) Stainless Steel	9022092	\$35
4" (102) Stainless Steel	9022093	\$35
4½" (114) Stainless Steel	9022094	\$35

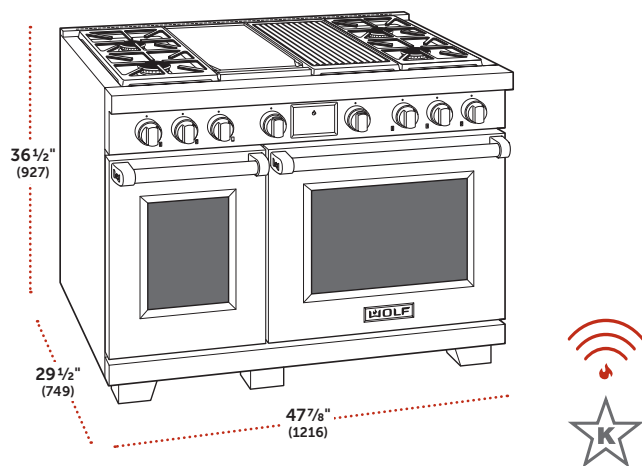
*Use 2½" (64) for countertop heights ranging from 35½" (902) to 36" (914).  
Use 3" (76) for countertop heights ranging from 35¾" (908) to 36½" (927).  
Use 3½" (89) for countertop heights ranging from 36¾" (921) to 37" (940).  
Use 4" (102) for countertop heights ranging from 36¾" (934) to 37½" (953).  
Use 4½" (114) for countertop heights ranging from 37¼" (946) to 38" (965).*

### High Altitude Conversion Kit

DESCRIPTION	NUMBER	MSRP
High Altitude Kit*	829280	\$70

*\*For natural gas installations above 10,000' (3048 m) in altitude.  
No conversion kit required for LP units at high altitude.*

## Dual Fuel Ranges



### 48" Dual Fuel Ranges Black and White Finishes

#### Model DF48850

MODEL	MSRP
DF48850/S/P	\$15,380
DF48850/S/P/LP	\$15,380
<b>NEW</b> DF48850/BK/P*	\$16,680
<b>NEW</b> DF48850/BK/P/LP*	\$16,680
<b>NEW</b> DF48850/WH/P*	\$16,680
<b>NEW</b> DF48850/WH/P/LP*	\$16,680

Red knobs and stainless steel bezels included with the range. One set of optional color knobs available at no charge with product purchase.


\*Future availability. Model is special order with additional lead time. Check with distributor for availability.

#### SPECIFICATIONS

Overall Dimensions	47 7/8"W (1216) x 36 1/2"H (927) x 29 1/2"D (749)
Surface Burners	20,000, (3) 18,000, (3) 15,000 and 9,200 Btu
30" Oven Capacity	5.1 cu ft (144 L)
Interior Dimensions	25 1/4"W (641) x 17 1/2"H (445) x 20"D (508)
18" Oven Capacity	1.8 cu ft (51 L)
Interior Dimensions	13 1/4"W (337) x 17 1/2"H (445) x 20"D (508)
Shipping Weight	657 lbs (298 kg)

#### FEATURES

- Dual-stacked, sealed burners
- Large dual convection oven with 10 cooking modes including Gourmet, and 18" single convection oven with 9 cooking modes
- Large full-color touch screen
- Low Btu for true simmer and melts
- LED backlit control knobs
- 1 standard and 2 full-extension ball-bearing racks in the 30" oven
- 1 standard and 1 full-extension ball-bearing racks in the 18" oven
- Broiler pan and temperature probe
- Door finishes available in stainless steel or powder coated black or white
- 5 knob colors and 2 bezel colors for 10 combinations to fit any style
- Signature red knobs and stainless steel bezels included



#### Model DF48450CG

MODEL	MSRP
DF48450CG/S/P	\$17,280
DF48450CG/S/P/LP	\$17,280
<b>NEW</b> DF48450CG/BK/P*	\$18,580
<b>NEW</b> DF48450CG/BK/P/LP*	\$18,580
<b>NEW</b> DF48450CG/WH/P*	\$18,580
<b>NEW</b> DF48450CG/WH/P/LP*	\$18,580

Red knobs and stainless steel bezels included with the range. One set of optional color knobs available at no charge with product purchase.

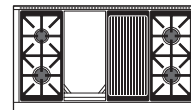
\*Future availability. Model is special order with additional lead time. Check with distributor for availability.

#### SPECIFICATIONS

Overall Dimensions	47 7/8"W (1216) x 36 1/2"H (927) x 29 1/2"D (749)
Surface Burners	20,000, 18,000, 15,000 and 9,200 Btu
Infrared Griddle	15,000 Btu (13,000 Btu LP)
Infrared Charbroiler	16,000 Btu
30" Oven Capacity	5.1 cu ft (144 L)
Interior Dimensions	25 1/4"W (641) x 17 1/2"H (445) x 20"D (508)
18" Oven Capacity	1.8 cu ft (51 L)
Interior Dimensions	13 1/4"W (337) x 17 1/2"H (445) x 20"D (508)
Shipping Weight	704 lbs (319 kg)

#### FEATURES

- Dual-stacked, sealed burners
- Large dual convection oven with 10 cooking modes including Gourmet, and 18" single convection oven with 9 cooking modes
- Adjustable infrared griddle
- Adjustable infrared charbroiler
- Large full-color touch screen
- Low Btu for true simmer and melts
- LED backlit control knobs
- 1 standard and 2 full-extension ball-bearing racks in the 30" oven
- 1 standard and 1 full-extension ball-bearing racks in the 18" oven
- Broiler pan and temperature probe
- Door finishes available in stainless steel or powder coated black or white
- 5 knob colors and 2 bezel colors for 10 combinations to fit any style
- Signature red knobs and stainless steel bezels included



# Dual Fuel Ranges

## 48" Dual Fuel Ranges

### Model DF48650C

MODEL	MSRP
DF48650C/S/P	\$16,330
DF48650C/S/P/LP	\$16,330
<b>NEW</b> DF48650C/BK/P*	\$17,630
<b>NEW</b> DF48650C/BK/P/LP*	\$17,630
<b>NEW</b> DF48650C/WH/P*	\$17,630
<b>NEW</b> DF48650C/WH/P/LP*	\$17,630

Red knobs and stainless steel bezels included with the range. One set of optional color knobs available at no charge with product purchase.


*\*Future availability. Model is special order with additional lead time. Check with distributor for availability.*

#### SPECIFICATIONS

Overall Dimensions	47 <sup>7</sup> / <sub>8</sub> "W (1216) x 36 <sup>1</sup> / <sub>2</sub> "H (927) x 29 <sup>1</sup> / <sub>2</sub> "D (749)
Surface Burners	20,000, (2) 18,000, (2) 15,000 and 9,200 Btu
Infrared Charbroiler	16,000 Btu
30" Oven Capacity	5.1 cu ft (144 L)
Interior Dimensions	25 <sup>1</sup> / <sub>4</sub> "W (641) x 17 <sup>1</sup> / <sub>2</sub> "H (445) x 20"D (508)
18" Oven Capacity	1.8 cu ft (51 L)
Interior Dimensions	13 <sup>1</sup> / <sub>4</sub> "W (337) x 17 <sup>1</sup> / <sub>2</sub> "H (445) x 20"D (508)
Shipping Weight	672 lbs (305 kg)

#### FEATURES

- Dual-stacked, sealed burners
- Large dual convection oven with 10 cooking modes including Gourmet, and 18" single convection oven with 9 cooking modes
- Adjustable infrared charbroiler
- Large full-color touch screen
- Low Btu for true simmer and melts
- LED backlit control knobs
- 1 standard and 2 full-extension ball-bearing racks in the 30" oven
- 1 standard and 1 full-extension ball-bearing racks in the 18" oven
- Broiler pan and temperature probe
- Door finishes available in stainless steel or powder coated black or white
- 5 knob colors and 2 bezel colors for 10 combinations to fit any style
- Signature red knobs and stainless steel bezels included



### Model DF48650G

MODEL	MSRP
DF48650G/S/P	\$16,330
DF48650G/S/P/LP	\$16,330
<b>NEW</b> DF48650G/BK/P*	\$17,630
<b>NEW</b> DF48650G/BK/P/LP*	\$17,630
<b>NEW</b> DF48650G/WH/P*	\$17,630
<b>NEW</b> DF48650G/WH/P/LP*	\$17,630

Red knobs and stainless steel bezels included with the range. One set of optional color knobs available at no charge with product purchase.

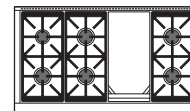
*\*Future availability. Model is special order with additional lead time. Check with distributor for availability.*

#### SPECIFICATIONS

Overall Dimensions	47 <sup>7</sup> / <sub>8</sub> "W (1216) x 36 <sup>1</sup> / <sub>2</sub> "H (927) x 29 <sup>1</sup> / <sub>2</sub> "D (749)
Surface Burners	20,000, (2) 18,000, (2) 15,000 and 9,200 Btu
Infrared Griddle	15,000 Btu (13,000 Btu LP)
30" Oven Capacity	5.1 cu ft (144 L)
Interior Dimensions	25 <sup>1</sup> / <sub>4</sub> "W (641) x 17 <sup>1</sup> / <sub>2</sub> "H (445) x 20"D (508)
18" Oven Capacity	1.8 cu ft (51 L)
Interior Dimensions	13 <sup>1</sup> / <sub>4</sub> "W (337) x 17 <sup>1</sup> / <sub>2</sub> "H (445) x 20"D (508)
Shipping Weight	692 lbs (314 kg)

#### FEATURES

- Dual-stacked, sealed burners
- Large dual convection oven with 10 cooking modes including Gourmet, and 18" single convection oven with 9 cooking modes
- Adjustable infrared griddle
- Large full-color touch screen
- Low Btu for true simmer and melts
- LED backlit control knobs
- 1 standard and 2 full-extension ball-bearing racks in the 30" oven
- 1 standard and 1 full-extension ball-bearing racks in the 18" oven
- Broiler pan and temperature probe
- Door finishes available in stainless steel or powder coated black or white
- 5 knob colors and 2 bezel colors for 10 combinations to fit any style
- Signature red knobs and stainless steel bezels included



# Dual Fuel Ranges

## 48" Dual Fuel Ranges

### Model DF48450DG

MODEL	MSRP
DF48450DG/S/P	\$17,280
DF48450DG/S/P/LP	\$17,280
<b>NEW</b> DF48450DG/BK/P*	\$18,580
<b>NEW</b> DF48450DG/BK/P/LP*	\$18,580
<b>NEW</b> DF48450DG/WH/P*	\$18,580
<b>NEW</b> DF48450DG/WH/P/LP*	\$18,580

Red knobs and stainless steel bezels included with the range. One set of optional color knobs available at no charge with product purchase.

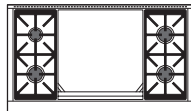
\*Future availability. Model is special order with additional lead time. Check with distributor for availability.

#### SPECIFICATIONS

Overall Dimensions	47 <sup>7</sup> / <sub>8</sub> "W (1216) x 36 <sup>1</sup> / <sub>2</sub> "H (927) x 29 <sup>1</sup> / <sub>2</sub> "D (749)
Surface Burners	20,000, 18,000, 15,000 and 9,200 Btu
Double Griddle	(2) 15,000 Btu (13,000 Btu LP)
30" Oven Capacity	5.1 cu ft (144 L)
Interior Dimensions	25 <sup>1</sup> / <sub>4</sub> "W (641) x 17 <sup>1</sup> / <sub>2</sub> "H (445) x 20"D (508)
18" Oven Capacity	1.8 cu ft (51 L)
Interior Dimensions	13 <sup>1</sup> / <sub>4</sub> "W (337) x 17 <sup>1</sup> / <sub>2</sub> "H (445) x 20"D (508)
Shipping Weight	708 lbs (321 kg)

#### FEATURES

- Dual-stacked, sealed burners
- Large dual convection oven with 10 cooking modes including Gourmet, and 18" single convection oven with 9 cooking modes
- Adjustable double infrared griddle
- Large full-color touch screen
- Low Btu for true simmer and melts
- LED backlit control knobs
- 1 standard and 2 full-extension ball-bearing racks in the 30" oven
- 1 standard and 1 full-extension ball-bearing racks in the 18" oven
- Broiler pan and temperature probe
- Door finishes available in stainless steel or powder coated black or white
- 5 knob colors and 2 bezel colors for 10 combinations to fit any style
- Signature red knobs and stainless steel bezels included



### Model DF48450F

MODEL	MSRP
DF48450F/S/P	\$17,930
DF48450F/S/P/LP	\$17,930
<b>NEW</b> DF48450F/BK/P*	\$19,230
<b>NEW</b> DF48450F/BK/P/LP*	\$19,230
<b>NEW</b> DF48450F/WH/P*	\$19,230
<b>NEW</b> DF48450F/WH/P/LP*	\$19,230

Red knobs and stainless steel bezels included with the range. One set of optional color knobs available at no charge with product purchase.

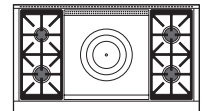
\*Future availability. Model is special order with additional lead time. Check with distributor for availability.

#### SPECIFICATIONS

Overall Dimensions	47 <sup>7</sup> / <sub>8</sub> "W (1216) x 36 <sup>1</sup> / <sub>2</sub> "H (927) x 29 <sup>1</sup> / <sub>2</sub> "D (749)
Surface Burners	20,000, 18,000, 15,000 and 9,200 Btu
French Top	15,000 Btu
30" Oven Capacity	5.1 cu ft (144 L)
Interior Dimensions	25 <sup>1</sup> / <sub>4</sub> "W (641) x 17 <sup>1</sup> / <sub>2</sub> "H (445) x 20"D (508)
18" Oven Capacity	1.8 cu ft (51 L)
Interior Dimensions	13 <sup>1</sup> / <sub>4</sub> "W (337) x 17 <sup>1</sup> / <sub>2</sub> "H (445) x 20"D (508)
Shipping Weight	695 lbs (315 kg)

#### FEATURES

- Dual-stacked, sealed burners
- Large dual convection oven with 10 cooking modes including Gourmet, and 18" single convection oven with 9 cooking modes
- French top
- Large full-color touch screen
- Low Btu for true simmer and melts
- LED backlit control knobs
- 1 standard and 2 full-extension ball-bearing racks in the 30" oven
- 1 standard and 1 full-extension ball-bearing racks in the 18" oven
- Broiler pan and temperature probe
- Door finishes available in stainless steel or powder coated black or white
- 5 knob colors and 2 bezel colors for 10 combinations to fit any style
- Signature red knobs and stainless steel bezels included





# Dual Fuel Ranges

## 48" Dual Fuel Range Accessories

### Stainless Steel Risers

DESCRIPTION	NUMBER	MSRP
<b>Stainless Steel Risers*</b>		
5" (127) Riser	9016122	\$310
10" (254) Riser	9016123	\$390
20" (508) Riser with Shelf	9016124	\$805

\*Minimum 10" (254) riser required against combustible surfaces.

### Knobs and Bezels

DESCRIPTION	NUMBER	MSRP
<b>Knobs</b>		
Stainless Steel Knobs	9015763	\$190
Stainless Steel Knobs*	828440	N/C
Red Knobs	9039691	\$190
Black Knobs	9015760	\$190
Black Knobs*	828441	N/C
Brushed Brass Knobs	9056274	\$190
Brushed Brass Knobs*	9056273	N/C
Brushed Gray Knobs	9056276	\$190
Brushed Gray Knobs*	9056275	N/C

#### Bezels\*\*

Brushed Brass Bezels	9056787	\$125
----------------------	---------	-------

\*One set at no charge with product purchase.

\*\*Brushed Brass Bezels must be installed by a Factory Certified Installer or Service provider.

### Surface Accessories

DESCRIPTION	NUMBER	MSRP
Filler Trim (2-pc)	810919	\$180
2-Burner Wok Grate*	9029243	\$100

#### Griddle Models

11" (279) Cutting Board	9022536	\$125
22" (559) Cutting Board	9022537	\$140
Griddle Cleaning Kit	812278	\$200
Cleaning Solution (4) 1-qt	812279	\$120
Cleaning Pads (6) 10-packs	9021489	\$135

\*Grate covers two burner positions allowing one burner to accommodate a rounded wok.

### Oven Accessories

DESCRIPTION	NUMBER	MSRP
<b>30" Oven</b>		
Full-Ext Ball-Bearing Rack	9030652	\$190
Standard Oven Rack	9052548	\$95
30" (762) Baking Sheet	823269	\$85
Broiler Pan	819377	\$75
Dehydration Kit	9034725	\$200
Bake Stone Kit	9016697	\$255

#### 18" Oven

Full-Ext Ball-Bearing Rack	9022539	\$140
Standard Oven Rack	9022541	\$45
Broiler Pan	819376	\$70
Dehydration Kit	9034727	\$180
Temperature Probe	823261	\$85

### Leg Extension Covers, Caster Covers and Kickplate

DESCRIPTION	NUMBER	MSRP
<b>Front Leg Extension Covers</b>		
2½" (64) Covers	9022347	\$80
3½" (89) Covers	9022607	\$80
4" (102) Covers	9022608	\$80
4½" (114) Covers	9022609	\$80
<b>Rear Caster Covers</b>		
2½" (64) Covers	9022587	\$110
3" (76) Covers	9022588	\$110
3½" (89) Covers	9022589	\$110
4" (102) Covers	9022590	\$110
4½" (114) Covers	9022591	\$110

#### Kickplates

2½" (64) Stainless Steel	9022113	\$45
3" (76) Stainless Steel	9018545	\$45
3½" (89) Stainless Steel	9022114	\$45
4" (102) Stainless Steel	9022115	\$45
4½" (114) Stainless Steel	9022116	\$45

Use 2½" (64) for countertop heights ranging from 35½" (902) to 36" (914).

Use 3" (76) for countertop heights ranging from 35¾" (908) to 36½" (927).

Use 3½" (89) for countertop heights ranging from 36¾" (921) to 37" (940).

Use 4" (102) for countertop heights ranging from 36¾" (934) to 37½" (953).

Use 4½" (114) for countertop heights ranging from 37¼" (946) to 38" (965).

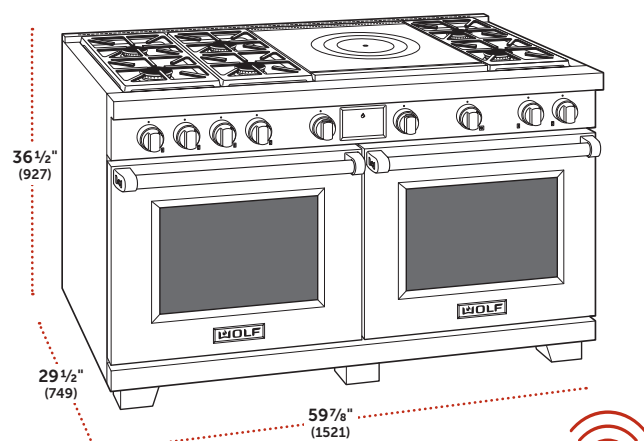
### High Altitude Conversion Kit

DESCRIPTION	NUMBER	MSRP
High Altitude Kit*	829280	\$70

\*For natural gas installations above 10,000' (3048 m) in altitude.

No conversion kit required for LP units at high altitude.

## Dual Fuel Ranges



### 60" Dual Fuel Ranges Black and White Finishes

#### Model DF60650F

MODEL	MSRP
DF60650F/S/P	\$21,935
DF60650F/S/P/LP	\$21,935
<b>NEW</b> DF60650F/BK/P*	\$23,535
<b>NEW</b> DF60650F/BK/P/LP*	\$23,535
<b>NEW</b> DF60650F/WH/P*	\$23,535
<b>NEW</b> DF60650F/WH/P/LP*	\$23,535

Red knobs and stainless steel bezels included with the range. One set of optional color knobs available at no charge with product purchase.

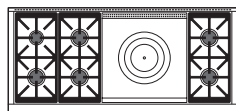
*\*Future availability. Model is special order with additional lead time. Check with distributor for availability.*

#### SPECIFICATIONS

Overall Dimensions	59 7/8"W (1521) x 36 1/2"H (927) x 29 1/2"D (749)
Surface Burners	20,000, (2) 18,000, (2) 15,000 and 9,200 Btu
French Top	15,000 Btu
Capacity (per oven)	5.1 cu ft (144 L)
Interior Dimensions	25 1/4"W (641) x 17 1/2"H (445) x 20"D (508)
Shipping Weight	799 lbs (362 kg)

#### FEATURES

- Dual-stacked, sealed burners
- Dual convection ovens with 10 cooking modes including Gourmet
- French top
- Large full-color touch screen
- Low Btu for true simmer and melts
- LED backlit control knobs
- 1 standard and 2 full-extension ball-bearing racks (per oven)
- Broiler pan and temperature probe
- Door finishes available in stainless steel or powder coated black or white
- 5 knob colors and 2 bezel colors for 10 combinations to fit any style
- Signature red knobs and stainless steel bezels included



#### Model DF60650CG

MODEL	MSRP
DF60650CG/S/P	\$21,285
DF60650CG/S/P/LP	\$21,285
<b>NEW</b> DF60650CG/BK/P*	\$22,885
<b>NEW</b> DF60650CG/BK/P/LP*	\$22,885
<b>NEW</b> DF60650CG/WH/P*	\$22,885
<b>NEW</b> DF60650CG/WH/P/LP*	\$22,885

Red knobs and stainless steel bezels included with the range. One set of optional color knobs available at no charge with product purchase.

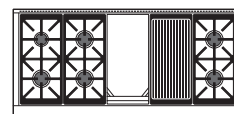
*\*Future availability. Model is special order with additional lead time. Check with distributor for availability.*

#### SPECIFICATIONS

Overall Dimensions	59 7/8"W (1521) x 36 1/2"H (927) x 29 1/2"D (749)
Surface Burners	20,000, (2) 18,000, (2) 15,000 and 9,200 Btu
Infrared Griddle	15,000 Btu (13,000 Btu LP)
Infrared Charbroiler	16,000 Btu
Capacity (per oven)	5.1 cu ft (144 L)
Interior Dimensions	25 1/4"W (641) x 17 1/2"H (445) x 20"D (508)
Shipping Weight	827 lbs (375 kg)

#### FEATURES

- Dual-stacked, sealed burners
- Dual convection ovens with 10 cooking modes including Gourmet
- Adjustable infrared griddle
- Adjustable infrared charbroiler
- Large full-color touch screen
- Low Btu for true simmer and melts
- LED backlit control knobs
- 1 standard and 2 full-extension ball-bearing racks (per oven)
- Broiler pan and temperature probe
- Door finishes available in stainless steel or powder coated black or white
- 5 knob colors and 2 bezel colors for 10 combinations to fit any style
- Signature red knobs and stainless steel bezels included



# Dual Fuel Ranges

## 60" Dual Fuel Ranges

### Model DF60650DG

MODEL	MSRP
DF60650DG/S/P	\$21,285
DF60650DG/S/P/LP	\$21,285
<b>NEW</b> DF60650DG/BK/P*	\$22,885
<b>NEW</b> DF60650DG/BK/P/LP*	\$22,885
<b>NEW</b> DF60650DG/WH/P*	\$22,885
<b>NEW</b> DF60650DG/WH/P/LP*	\$22,885

Red knobs and stainless steel bezels included with the range. One set of optional color knobs available at no charge with product purchase.


*\*Future availability. Model is special order with additional lead time. Check with distributor for availability.*

### SPECIFICATIONS

Overall Dimensions	59 <sup>7</sup> / <sub>8</sub> "W (1521) x 36 <sup>1</sup> / <sub>2</sub> "H (927) x 29 <sup>1</sup> / <sub>2</sub> "D (749)
Surface Burners	20,000, (2) 18,000, (2) 15,000 and 9,200 Btu
Double Griddle	(2) 15,000 Btu (13,000 Btu LP)
Capacity (per oven)	5.1 cu ft (144 L)
Interior Dimensions	25 <sup>1</sup> / <sub>4</sub> "W (641) x 17 <sup>1</sup> / <sub>2</sub> "H (445) x 20"D (508)
Shipping Weight	831 lbs (377 kg)

### FEATURES

- Dual-stacked, sealed burners
- Dual convection ovens with 10 cooking modes including Gourmet
- Adjustable double infrared griddle
- Large full-color touch screen
- Low Btu for true simmer and melts
- LED backlit control knobs
- 1 standard and 2 full-extension ball-bearing racks (per oven)
- Broiler pan and temperature probe
- Door finishes available in stainless steel or powder coated black or white
- 5 knob colors and 2 bezel colors for 10 combinations to fit any style
- Signature red knobs and stainless steel bezels included



# Dual Fuel Ranges

## 60" Dual Fuel Range Accessories

### Stainless Steel Risers

DESCRIPTION	NUMBER	MSRP
<b>Stainless Steel Risers*</b>		
5" (127) Riser	9016125	\$400
10" (254) Riser	9016126	\$465
20" (508) Riser with Shelf	9016127	\$995

\*Minimum 10" (254) riser required against combustible surfaces.

### Knobs and Bezels

DESCRIPTION	NUMBER	MSRP
<b>Knobs</b>		
Stainless Steel Knobs	9015763	\$190
Stainless Steel Knobs*	828440	N/C
Red Knobs	9039691	\$190
Black Knobs	9015760	\$190
Black Knobs*	828441	N/C
Brushed Brass Knobs	9056274	\$190
Brushed Brass Knobs*	9056273	N/C
Brushed Gray Knobs	9056276	\$190
Brushed Gray Knobs*	9056275	N/C
<b>Bezels**</b>		
Brushed Brass Bezels	9056787	\$125

\*One set at no charge with product purchase.

\*\*Brushed Brass Bezels must be installed by a Factory Certified Installer or Service provider.

### Surface Accessories

DESCRIPTION	NUMBER	MSRP
Filler Trim (2-pc)	810919	\$180
2-Burner Wok Grate*	9029243	\$100
<b>Griddle Models</b>		
11" (279) Cutting Board	9022536	\$125
22" (559) Cutting Board	9022537	\$140
Griddle Cleaning Kit	812278	\$200
Cleaning Solution (4) 1-qt	812279	\$120
Cleaning Pads (6) 10-packs	9021489	\$135

\*Grate covers two burner positions allowing one burner to accommodate a rounded wok.

### Oven Accessories

DESCRIPTION	NUMBER	MSRP
Full-Ext Ball-Bearing Rack	9030652	\$190
Standard Oven Rack	9052548	\$95
30" (762) Baking Sheet	823269	\$85
Temperature Probe	823261	\$85
Broiler Pan	819377	\$75
Dehydration Kit	9034725	\$200
Bake Stone Kit	9016697	\$255

### Leg Extension Covers, Caster Covers and Kickplate

DESCRIPTION	NUMBER	MSRP
<b>Front Leg Extension Covers</b>		
2½" (64) Covers	9022347	\$80
3½" (89) Covers	9022607	\$80
4" (102) Covers	9022608	\$80
4½" (114) Covers	9022609	\$80
<b>Rear Caster Covers</b>		
2½" (64) Covers	9022587	\$110
3" (76) Covers	9022588	\$110
3½" (89) Covers	9022589	\$110
4" (102) Covers	9022590	\$110
4½" (114) Covers	9022591	\$110
<b>Kickplates</b>		
2½" (64) Stainless Steel	9022117	\$60
3" (76) Stainless Steel	9018546	\$60
3½" (89) Stainless Steel	9022118	\$60
4" (102) Stainless Steel	9022119	\$60
4½" (114) Stainless Steel	9022120	\$60

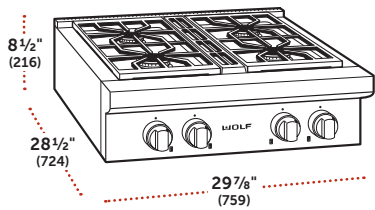
Use 2½" (64) for countertop heights ranging from 35½" (902) to 36" (914).  
Use 3" (76) for countertop heights ranging from 35¾" (908) to 36½" (927).  
Use 3½" (89) for countertop heights ranging from 36¾" (921) to 37" (940).  
Use 4" (102) for countertop heights ranging from 36¾" (934) to 37½" (953).  
Use 4½" (114) for countertop heights ranging from 37¼" (946) to 38" (965).

### High Altitude Conversion Kit

DESCRIPTION	NUMBER	MSRP
High Altitude Kit*	829280	\$70

\*For natural gas installations above 10,000' (3048 m) in altitude.  
No conversion kit required for LP units at high altitude.

# Sealed Burner Rangetops



## 30" Sealed Burner Rangetop

### Model SRT304

MODEL	MSRP
SRT304	\$3,695
SRT304-LP	\$3,695


Red knobs and stainless steel bezels included with the rangetop. One set of optional color knobs available at no charge with product purchase.

#### SPECIFICATIONS

Overall Dimensions	29 7/8" W (759) x 8 1/2" H (216) x 28 1/2" D (724)
Surface Burners	20,000, 18,000, 15,000 and 9,200 Btu
Shipping Weight	160 lbs (73 kg)

#### FEATURES

- Stainless steel
- Dual-stacked, sealed burners
- Stainless steel island trim
- Stainless steel bezels



## 30" Sealed Burner Rangetop Accessories

### Stainless Steel Risers

DESCRIPTION	NUMBER	MSRP
<b>Stainless Steel Risers*</b>		
5" (127) Riser	808520	\$260
10" (254) Riser	808521	\$315
20" (508) Riser with Shelf	808522	\$595

\*Minimum 5" (127) riser required against combustible surfaces.

### Knobs and Bezels

DESCRIPTION	NUMBER	MSRP
<b>Knobs</b>		
Stainless Steel Knobs	827310	\$195
Stainless Steel Knobs*	827314	N/C
Red Knobs	827318	\$195
Black Knobs	827309	\$195
Black Knobs*	827313	N/C
<b>Bezels</b>		
Stainless Steel Bezels	818808	\$65
Brass Bezels	804377	\$65
Chrome Bezels	804383	\$65

\*One set at no charge with product purchase.

### Surface Accessories

DESCRIPTION	NUMBER	MSRP
Filler Trim (2-pc)	810919	\$180
2-Burner Wok Grate*	804372	\$105

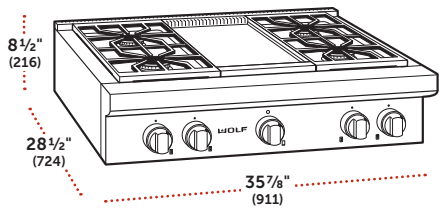
\*Grate covers two burner positions allowing one burner to accommodate a rounded wok.

### High Altitude Conversion Kit

DESCRIPTION	NUMBER	MSRP
LP Gas High Altitude Kit*	815896	\$75

\*For installations above 8,600' (2621 m). For natural gas installations above 10,250' (3124 m), contact Wolf customer care.

# Sealed Burner Rangetops



## 36" Sealed Burner Rangetops

### Model SRT364G

MODEL	MSRP
SRT364G	\$5,535
SRT364G-LP	\$5,535

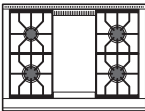
Red knobs and stainless steel bezels included with the rangetop. One set of optional color knobs available at no charge with product purchase.

#### SPECIFICATIONS

Overall Dimensions	35 7/8" W (911) x 8 1/2" H (216) x 28 1/2" D (724)
Surface Burners	20,000, 18,000, 15,000 and 9,200 Btu
Infrared Griddle	15,000 Btu (13,000 Btu LP)
Shipping Weight	220 lbs (100 kg)

#### FEATURES

- Stainless steel
- Dual-stacked, sealed burners
- Infrared griddle
- Stainless steel island trim
- Stainless steel bezels



### Model SRT366

MODEL	MSRP
SRT366	\$4,585
SRT366-LP	\$4,585


Red knobs and stainless steel bezels included with the rangetop. One set of optional color knobs available at no charge with product purchase.

#### SPECIFICATIONS

Overall Dimensions	35 7/8" W (911) x 8 1/2" H (216) x 28 1/2" D (724)
Surface Burners	20,000, (2) 18,000, (2) 15,000 and 9,200 Btu
Shipping Weight	190 lbs (86 kg)

#### FEATURES

- Stainless steel
- Dual-stacked, sealed burners
- Stainless steel island trim
- Stainless steel bezels



### Model SRT364C

MODEL	MSRP
SRT364C	\$5,535
SRT364C-LP	\$5,535

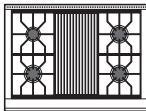
Red knobs and stainless steel bezels included with the rangetop. One set of optional color knobs available at no charge with product purchase.

#### SPECIFICATIONS

Overall Dimensions	35 7/8" W (911) x 8 1/2" H (216) x 28 1/2" D (724)
Surface Burners	20,000, 18,000, 15,000 and 9,200 Btu
Infrared Charbroiler	16,000 Btu
Shipping Weight	200 lbs (91 kg)

#### FEATURES

- Stainless steel
- Dual-stacked, sealed burners
- Infrared charbroiler
- Stainless steel island trim
- Stainless steel bezels



## Model SRT362W

MODEL	MSRP
SRT362W	\$5,900
SRT362W-LP	\$5,900

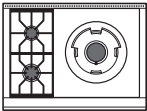
Red knobs and stainless steel bezels included with the rangetop. Black or stainless steel knobs available at no charge.

### SPECIFICATIONS

Overall Dimensions	35 <sup>7</sup> / <sub>8</sub> "W (911) x 10"H (254) x 28 <sup>1</sup> / <sub>2</sub> "D (724)
Surface Burners	20,000 and 9,200 Btu
Wok Burner	35,000 Btu
Shipping Weight	205 lbs (93 kg)

### FEATURES

- Stainless steel
- Dual-stacked, sealed burners
- 35k Btu wok burner
- Stainless steel island trim
- Stainless steel bezels



## 36" Sealed Burner Rangetop Accessories

### Stainless Steel Risers

DESCRIPTION	NUMBER	MSRP
<b>Stainless Steel Risers*</b>		
5" (127) Riser	808523	\$285
10" (254) Riser	808524	\$345
20" (508) Riser with Shelf	808525	\$685

\*Minimum 5" (127) riser required against combustible surfaces for SRT366, minimum 10" (254) for charbroiler and griddle. Wok burner models cannot be installed against combustible surfaces, even with a riser.

### Knobs and Bezels

DESCRIPTION	NUMBER	MSRP
<b>Knobs</b>		
Stainless Steel Knobs	827310	\$195
Stainless Steel Knobs*	827314	N/C
Red Knobs	827318	\$195
Black Knobs	827309	\$195
Black Knobs*	827313	N/C
<b>Bezels</b>		
Stainless Steel Bezels	818809	\$75
Brass Bezels	804378	\$75
Chrome Bezels	804384	\$75

\*One set at no charge with product purchase.

### Surface Accessories

DESCRIPTION	NUMBER	MSRP
Filler Trim (2-pc)	810919	\$180
2-Burner Wok Grate*	804372	\$105
<b>Griddle Model</b>		
11" (279) Cutting Board	809710	\$130
Griddle Cleaning Kit	812278	\$200
Cleaning Solution (4) 1-qt	812279	\$120
Cleaning Pads (6) 10-packs	9021489	\$135

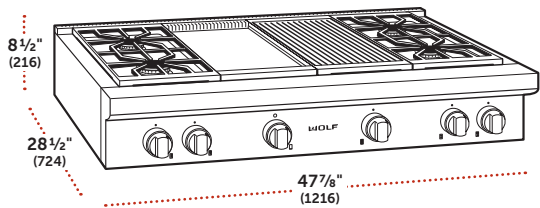
\*Grate covers two burner positions allowing one burner to accommodate a rounded wok.

### High Altitude Conversion Kit

DESCRIPTION	NUMBER	MSRP
LP Gas High Altitude Kit*	815896	\$75

\*For installations above 8,600' (2621 m). For natural gas installations above 10,250' (3124 m), contact Wolf customer care.

# Sealed Burner Rangetops



## 48" Sealed Burner Rangetops

### Model SRT484CG

MODEL	MSRP
SRT484CG	\$6,870
SRT484CG-LP	\$6,870


Red knobs and stainless steel bezels included with the rangetop. One set of optional color knobs available at no charge with product purchase.

#### SPECIFICATIONS

Overall Dimensions	47 7/8"W (1216) x 8 1/2"H (216) x 28 1/2"D (724)
Surface Burners	20,000, 18,000, 15,000 and 9,200 Btu
Infrared Griddle	15,000 Btu (13,000 Btu LP)
Infrared Charbroiler	16,000 Btu
Shipping Weight	280 lbs (127 kg)

#### FEATURES

- Stainless steel
- Dual-stacked, sealed burners
- Infrared griddle and charbroiler
- Stainless steel island trim
- Stainless steel bezels



### Model SRT486C

MODEL	MSRP
SRT486C	\$5,920
SRT486C-LP	\$5,920


Red knobs and stainless steel bezels included with the rangetop. One set of optional color knobs available at no charge with product purchase.

#### SPECIFICATIONS

Overall Dimensions	47 7/8"W (1216) x 8 1/2"H (216) x 28 1/2"D (724)
Surface Burners	20,000, (2) 18,000, (2) 15,000 and 9,200 Btu
Infrared Charbroiler	16,000 Btu
Shipping Weight	240 lbs (109 kg)

#### FEATURES

- Stainless steel
- Dual-stacked, sealed burners
- Infrared charbroiler
- Stainless steel island trim
- Stainless steel bezels



### Model SRT486G

MODEL	MSRP
SRT486G	\$5,920
SRT486G-LP	\$5,920

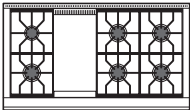
Red knobs and stainless steel bezels included with the rangetop. One set of optional color knobs available at no charge with product purchase.

#### SPECIFICATIONS

Overall Dimensions	47 7/8"W (1216) x 8 1/2"H (216) x 28 1/2"D (724)
Surface Burners	20,000, (2) 18,000, (2) 15,000 and 9,200 Btu
Infrared Griddle	15,000 Btu (13,000 Btu LP)
Shipping Weight	260 lbs (118 kg)

#### FEATURES

- Stainless steel
- Dual-stacked, sealed burners
- Infrared griddle
- Stainless steel island trim
- Stainless steel bezels





# Sealed Burner Rangetops

## 48" Sealed Burner Rangetops

### Model SRT484DG

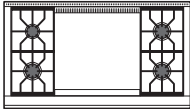
MODEL	MSRP
SRT484DG	\$6,870
SRT484DG-LP	\$6,870

Red knobs and stainless steel bezels included with the rangetop. One set of optional color knobs available at no charge with product purchase.

#### SPECIFICATIONS

Overall Dimensions	47 <sup>7</sup> / <sub>8</sub> "W (1216) x 8 <sup>1</sup> / <sub>2</sub> "H (216) x 28 <sup>1</sup> / <sub>2</sub> "D (724)
Surface Burners	20,000, 18,000, 15,000 and 9,200 Btu
Double Griddle	(2) 15,000 Btu (13,000 Btu LP)
Shipping Weight	280 lbs (127 kg)

#### FEATURES

<ul style="list-style-type: none"><li>- Stainless steel</li><li>- Dual-stacked, sealed burners</li><li>- Infrared double griddle</li><li>- Stainless steel island trim</li><li>- Stainless steel bezels</li></ul>	
---	---

### Model SRT484W

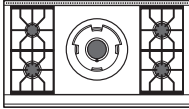
MODEL	MSRP
SRT484W	\$6,285
SRT484W-LP	\$6,285

Red knobs and stainless steel bezels included with the rangetop. One set of optional color knobs available at no charge with product purchase.

#### SPECIFICATIONS

Overall Dimensions	47 <sup>7</sup> / <sub>8</sub> "W (1216) x 10"H (254) x 28 <sup>1</sup> / <sub>2</sub> "D (724)
Surface Burners	20,000, 18,000, 15,000 and 9,200 Btu
Wok Burner	35,000 Btu
Shipping Weight	256 lbs (116 kg)

#### FEATURES

<ul style="list-style-type: none"><li>- Stainless steel</li><li>- Dual-stacked, sealed burners</li><li>- 35k Btu wok burner</li><li>- Stainless steel island trim</li><li>- Stainless steel bezels</li></ul>	
--	---

## 48" Sealed Burner Rangetop Accessories

### Stainless Steel Risers

DESCRIPTION	NUMBER	MSRP
<b>Stainless Steel Risers*</b>		
5" (127) Riser	808526	\$330
10" (254) Riser	808527	\$405
20" (508) Riser with Shelf	808528	\$830

*\*Minimum 10" (254) riser required against combustible surfaces for charbroiler and griddle.*

### Knobs and Bezels

DESCRIPTION	NUMBER	MSRP
<b>Knobs</b>		
Stainless Steel Knobs	827310	\$195
Stainless Steel Knobs*	827314	N/C
Red Knobs	827318	\$195
Black Knobs	827309	\$195
Black Knobs*	827313	N/C
<b>Bezels</b>		
Stainless Steel Bezels	818810	\$85
Brass Bezels	804379	\$85
Chrome Bezels	804385	\$85

*\*One set at no charge with product purchase.*

### Surface Accessories

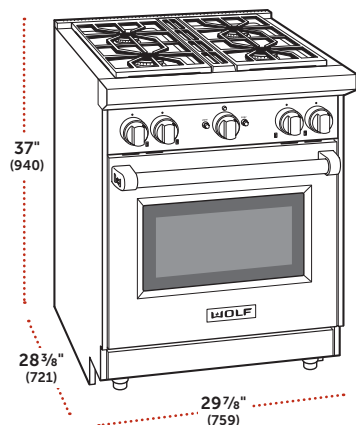
DESCRIPTION	NUMBER	MSRP
Filler Trim (2-pc)	810919	\$180
2-Burner Wok Grate*	804372	\$105
<b>Griddle Models</b>		
11" (279) Cutting Board	809710	\$130
22" (559) Cutting Board	822026	\$145
Griddle Cleaning Kit	812278	\$200
Cleaning Solution (4) 1-qt	812279	\$120
Cleaning Pads (6) 10-packs	9021489	\$135

*\*Grate covers two burner positions allowing one burner to accommodate a rounded wok.*

### High Altitude Conversion Kit

DESCRIPTION	NUMBER	MSRP
LP Gas High Altitude Kit*	815896	\$75

*\*For installations above 8,600' (2621 m). For natural gas installations above 10,250' (3124 m), contact Wolf customer care.*



## 30" Gas Range

### Model GR304

MODEL	MSRP
GR304	\$6,030
GR304-LP	\$6,030

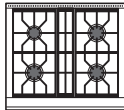
Red knobs and stainless steel bezels included with the range. One set of optional color knobs available at no charge with product purchase.

### SPECIFICATIONS

Overall Dimensions	29 7/8" W (759) x 37" H (940) x 28 3/8" D (721)
Surface Burners	(3) 15,000 and (1) 9,200 Btu
Oven Capacity	4.4 cu ft (125 L)
Interior Dimensions	24" W (610) x 18 5/8" H (473) x 17" D (432)
Shipping Weight	325 lbs (147 kg)

### FEATURES

- Stainless steel
- Dual-stacked, sealed burners
- Large convection gas oven with infrared broiler
- 2 standard and 1 full-extension ball-bearing rack
- Broiler pan



## 30" Gas Range Accessories

### Stainless Steel Risers

DESCRIPTION	NUMBER	MSRP
<b>Stainless Steel Risers*</b>		
5" (127) Riser	819073	\$260
10" (254) Riser	819077	\$315
20" (508) Riser with Shelf	819081	\$595

\*Minimum 20" (508) riser required against combustible surfaces.

## 30" Gas Range Accessories

### Knobs and Bezels

DESCRIPTION	NUMBER	MSRP
<b>Knobs</b>		
Stainless Steel Knobs	821181	\$195
Stainless Steel Knobs*	822193	N/C
Red Knobs	821175	\$195
Black Knobs	821178	\$195
Black Knobs*	822192	N/C
<b>Bezels</b>		
Stainless Steel Bezels	818808	\$65
Brass Bezels	804377	\$65
Chrome Bezels	804383	\$65

\*One set at no charge with product purchase.

### Surface Accessories

DESCRIPTION	NUMBER	MSRP
Filler Trim (2-pc)	810919	\$180
2-Burner Wok Grate*	804372	\$105

\*Grate covers two burner positions allowing one burner to accommodate a rounded wok.

### Oven Accessories

DESCRIPTION	NUMBER	MSRP
Full-Ext Ball-Bearing Rack	821194	\$195
Bake Stone Kit	821196	\$260

### Leg Covers and Kickplate

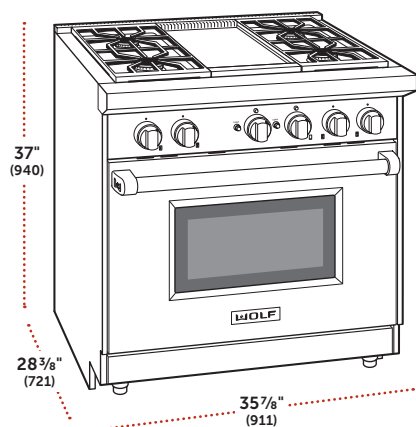
DESCRIPTION	NUMBER	MSRP
Front Leg Covers	821697	\$85
Kickplate	821198	\$25

### High Altitude Conversion Kit

DESCRIPTION	NUMBER	MSRP
Natural Gas*	821204	\$75

\*For installations above 8,600' (2621 m). LP models do not require conversion.

# Gas Ranges



## 36" Gas Ranges

### Model GR364G

MODEL	MSRP
GR364G	\$8,760
GR364G-LP	\$8,760

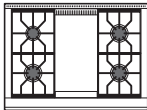
Red knobs and stainless steel bezels included with the range. One set of optional color knobs available at no charge with product purchase.

#### SPECIFICATIONS

Overall Dimensions	35 7/8"W (911) x 37"H (940) x 28 3/8"D (721)
Surface Burners	(3) 15,000 and (1) 9,200 Btu
Infrared Griddle	15,000 Btu (13,000 Btu LP)
Oven Capacity	5.5 cu ft (156 L)
Interior Dimensions	30"W (762) x 18 5/8"H (473) x 17"D (432)
Shipping Weight	470 lbs (213 kg)

#### FEATURES

- Stainless steel
- Dual-stacked, sealed burners
- Infrared griddle
- Large convection gas oven with infrared broiler
- 2 standard and 1 full-extension ball-bearing rack
- Broiler pan



### Model GR366

MODEL	MSRP
GR366	\$7,810
GR366-LP	\$7,810


Red knobs and stainless steel bezels included with the range. One set of optional color knobs available at no charge with product purchase.

#### SPECIFICATIONS

Overall Dimensions	35 7/8"W (911) x 37"H (940) x 28 3/8"D (721)
Surface Burners	(5) 15,000 and (1) 9,200 Btu
Oven Capacity	5.5 cu ft (156 L)
Interior Dimensions	30"W (762) x 18 5/8"H (473) x 17"D (432)
Shipping Weight	445 lbs (202 kg)

#### FEATURES

- Stainless steel
- Dual-stacked, sealed burners
- Large convection gas oven with infrared broiler
- 2 standard and 1 full-extension ball-bearing rack
- Broiler pan



### Model GR364C

MODEL	MSRP
GR364C	\$8,760
GR364C-LP	\$8,760

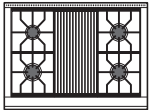
Red knobs and stainless steel bezels included with the range. One set of optional color knobs available at no charge with product purchase.

#### SPECIFICATIONS

Overall Dimensions	35 7/8"W (911) x 37"H (940) x 28 3/8"D (721)
Surface Burners	(3) 15,000 and (1) 9,200 Btu
Infrared Charbroiler	16,000 Btu
Oven Capacity	5.5 cu ft (156 L)
Interior Dimensions	30"W (762) x 18 5/8"H (473) x 17"D (432)
Shipping Weight	445 lbs (202 kg)

#### FEATURES

- Stainless steel
- Dual-stacked, sealed burners
- Infrared charbroiler
- Large convection gas oven with infrared broiler
- 2 standard and 1 full-extension ball-bearing rack
- Broiler pan



# Gas Ranges

## 36" Gas Range Accessories

### Stainless Steel Risers

DESCRIPTION	NUMBER	MSRP
<b>Stainless Steel Risers*</b>		
5" (127) Riser	819074	\$295
10" (254) Riser	819078	\$345
20" (508) Riser with Shelf	819082	\$685

*\*Minimum 20" (508) riser required against combustible surfaces.*

### Knobs and Bezels

DESCRIPTION	NUMBER	MSRP
<b>Knobs</b>		
Stainless Steel Knobs	821182	\$195
Stainless Steel Knobs*	822195	N/C
Red Knobs	821176	\$195
Black Knobs	821179	\$195
Black Knobs*	822194	N/C
<b>Bezels</b>		
Stainless Steel Bezels	818809	\$75
Brass Bezels	804378	\$75
Chrome Bezels	804384	\$75

*\*One set at no charge with product purchase.*

### Surface Accessories

DESCRIPTION	NUMBER	MSRP
Filler Trim (2-pc)	810919	\$180
2-Burner Wok Grate*	804372	\$105
<b>Griddle Model</b>		
11" (279) Cutting Board	809710	\$130
Griddle Cleaning Kit	812278	\$200
Cleaning Solution (4) 1-qt	812279	\$120
Cleaning Pads (6) 10-packs	9021489	\$135

*\*Grate covers two burner positions allowing one burner to accommodate a rounded wok.*

### Oven Accessories

DESCRIPTION	NUMBER	MSRP
Full-Ext Ball-Bearing Rack	821195	\$195
Bake Stone Kit	821197	\$270

### Leg Covers and Kickplate

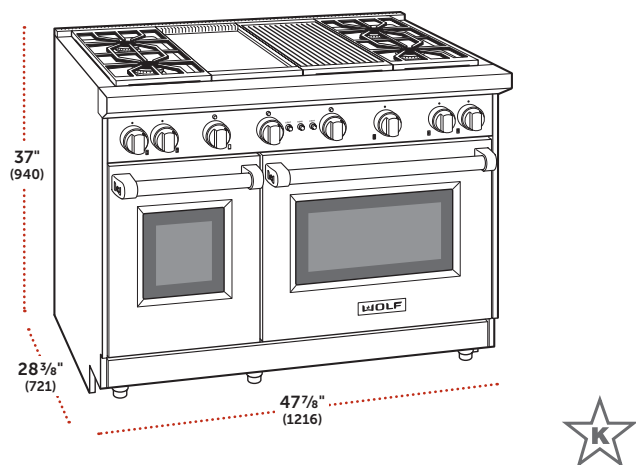
DESCRIPTION	NUMBER	MSRP
Front Leg Covers	821697	\$85
Kickplate	821199	\$25

### High Altitude Conversion Kit

DESCRIPTION	NUMBER	MSRP
Natural Gas*	821204	\$75

*\*For installations above 8,600' (2621 m). LP models do not require conversion.*

# Gas Ranges



## 48" Gas Ranges

### Model GR484CG

MODEL	MSRP
GR484CG	\$13,865
GR484CG-LP	\$13,865


Red knobs and stainless steel bezels included with the range. One set of optional color knobs available at no charge with product purchase.

#### SPECIFICATIONS

Overall Dimensions	47 <sup>7</sup> / <sub>8</sub> " W (1216) x 37" H (940) x 28 <sup>3</sup> / <sub>8</sub> " D (721)
Surface Burners	(3) 15,000 and (1) 9,200 Btu
Infrared Griddle	15,000 Btu (13,000 Btu LP)
Infrared Charbroiler	16,000 Btu
Large Oven Capacity	4.4 cu ft (125 L)
Interior Dimensions	24" W (610) x 18 <sup>5</sup> / <sub>8</sub> " H (473) x 17" D (432)
Small Oven Capacity	2.5 cu ft (71 L)
Interior Dimensions	13 <sup>1</sup> / <sub>2</sub> " W (356) x 18 <sup>5</sup> / <sub>8</sub> " H (473) x 17" D (432)
Shipping Weight	700 lbs (318 kg)

#### FEATURES

- Stainless steel
- Dual-stacked, sealed burners
- Infrared charbroiler and griddle
- Large convection and small non-convection gas ovens
- 2 standard and 1 full-extension ball-bearing rack in large oven
- 1 standard and 1 full-extension ball-bearing rack in 18" oven
- Broiler pan



### Model GR488

MODEL	MSRP
GR488	\$11,965
GR488-LP	\$11,965

Red knobs and stainless steel bezels included with the range. One set of optional color knobs available at no charge with product purchase.

#### SPECIFICATIONS

Overall Dimensions	47 <sup>7</sup> / <sub>8</sub> " W (1216) x 37" H (940) x 28 <sup>3</sup> / <sub>8</sub> " D (721)
Surface Burners	(7) 15,000 and (1) 9,200 Btu
Large Oven Capacity	4.4 cu ft (125 L)
Interior Dimensions	24" W (610) x 18 <sup>5</sup> / <sub>8</sub> " H (473) x 17" D (432)
Small Oven Capacity	2.5 cu ft (71 L)
Interior Dimensions	13 <sup>1</sup> / <sub>2</sub> " W (356) x 18 <sup>5</sup> / <sub>8</sub> " H (473) x 17" D (432)
Shipping Weight	650 lbs (295 kg)

#### FEATURES

- Stainless steel
- Dual-stacked, sealed burners
- Large convection and small non-convection gas ovens
- 2 standard and 1 full-extension ball-bearing rack in large oven
- 1 standard and 1 full-extension ball-bearing rack in 18" oven
- Broiler pan



### Model GR486C

MODEL	MSRP
GR486C	\$12,915
GR486C-LP	\$12,915


Red knobs and stainless steel bezels included with the range. One set of optional color knobs available at no charge with product purchase.

#### SPECIFICATIONS

Overall Dimensions	47 <sup>7</sup> / <sub>8</sub> " W (1216) x 37" H (940) x 28 <sup>3</sup> / <sub>8</sub> " D (721)
Surface Burners	(5) 15,000 and (1) 9,200 Btu
Infrared Charbroiler	16,000 Btu
Large Oven Capacity	4.4 cu ft (125 L)
Interior Dimensions	24" W (610) x 18 <sup>5</sup> / <sub>8</sub> " H (473) x 17" D (432)
Small Oven Capacity	2.5 cu ft (71 L)
Interior Dimensions	13 <sup>1</sup> / <sub>2</sub> " W (356) x 18 <sup>5</sup> / <sub>8</sub> " H (473) x 17" D (432)
Shipping Weight	665 lbs (302 kg)

#### FEATURES

- Stainless steel
- Dual-stacked, sealed burners
- Infrared charbroiler
- Large convection and small non-convection gas ovens
- 2 standard and 1 full-extension ball-bearing rack in large oven
- 1 standard and 1 full-extension ball-bearing rack in 18" oven
- Broiler pan



## 48" Gas Ranges

### Model GR486G

MODEL	MSRP
GR486G	\$12,915
GR486G-LP	\$12,915

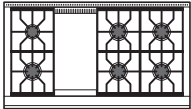
Red knobs and stainless steel bezels included with the range. One set of optional color knobs available at no charge with product purchase.

#### SPECIFICATIONS

Overall Dimensions	47 <sup>7</sup> / <sub>8</sub> "W (1216) x 37"H (940) x 28 <sup>3</sup> / <sub>8</sub> "D (721)
Surface Burners	(5) 15,000 and (1) 9,200 Btu
Infrared Griddle	15,000 Btu (13,000 Btu LP)
Large Oven Capacity	4.4 cu ft (125 L)
Interior Dimensions	24"W (610) x 18 <sup>5</sup> / <sub>8</sub> "H (473) x 17"D (432)
Small Oven Capacity	2.5 cu ft (71 L)
Interior Dimensions	13 <sup>1</sup> / <sub>2</sub> "W (356) x 18 <sup>5</sup> / <sub>8</sub> "H (473) x 17"D (432)
Shipping Weight	685 lbs (311 kg)

#### FEATURES

- Stainless steel
- Dual-stacked, sealed burners
- Infrared griddle
- Large convection and small non-convection gas ovens
- 2 standard and 1 full-extension ball-bearing rack in large oven
- 1 standard and 1 full-extension ball-bearing rack in 18" oven
- Broiler pan



### Model GR484DG

MODEL	MSRP
GR484DG	\$13,865
GR484DG-LP	\$13,865

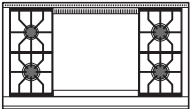
Red knobs and stainless steel bezels included with the range. One set of optional color knobs available at no charge with product purchase.

#### SPECIFICATIONS

Overall Dimensions	47 <sup>7</sup> / <sub>8</sub> "W (1216) x 37"H (940) x 28 <sup>3</sup> / <sub>8</sub> "D (721)
Surface Burners	(3) 15,000 and (1) 9,200 Btu
Double Griddle	(2) 15,000 Btu (13,000 Btu LP)
Large Oven Capacity	4.4 cu ft (125 L)
Interior Dimensions	24"W (610) x 18 <sup>5</sup> / <sub>8</sub> "H (473) x 17"D (432)
Small Oven Capacity	2.5 cu ft (71 L)
Interior Dimensions	13 <sup>1</sup> / <sub>2</sub> "W (356) x 18 <sup>5</sup> / <sub>8</sub> "H (473) x 17"D (432)
Shipping Weight	725 lbs (329 kg)

#### FEATURES

- Stainless steel
- Dual-stacked, sealed burners
- Infrared double griddle
- Large convection and small non-convection gas ovens
- 2 standard and 1 full-extension ball-bearing rack in large oven
- 1 standard and 1 full-extension ball-bearing rack in 18" oven
- Broiler pan



## 48" Gas Range Accessories

### Stainless Steel Risers

DESCRIPTION	NUMBER	MSRP
<b>Stainless Steel Risers*</b>		
5" (127) Riser	819075	\$330
10" (254) Riser	819079	\$405
20" (508) Riser with Shelf	819083	\$830

\*Minimum 20" (508) riser required against combustible surfaces.

### Knobs and Bezels

DESCRIPTION	NUMBER	MSRP
<b>Knobs</b>		
Stainless Steel Knobs	821183	\$195
Stainless Steel Knobs*	822197	N/C
Red Knobs	821177	\$195
Black Knobs	821180	\$195
Black Knobs*	822196	N/C
<b>Bezels</b>		
Stainless Steel Bezels	818810	\$85
Brass Bezels	804379	\$85
Chrome Bezels	804385	\$85

\*One set at no charge with product purchase.

### Surface Accessories

DESCRIPTION	NUMBER	MSRP
Filler Trim (2-pc)	810919	\$180
2-Burner Wok Grate*	804372	\$105
<b>Griddle Models</b>		
11" (279) Cutting Board	809710	\$130
22" (559) Cutting Board	822026	\$145
Griddle Cleaning Kit	812278	\$200
Cleaning Solution (4) 1-qt	812279	\$120
Cleaning Pads (6) 10-packs	9021489	\$135

\*Grate covers two burner positions allowing one burner to accommodate a rounded wok.

### Oven Accessories

DESCRIPTION	NUMBER	MSRP
<b>30" Oven</b>		
Full-Ext Ball-Bearing Rack	821194	\$195
Bake Stone Kit	821196	\$260
<b>18" Oven</b>		
Full-Ext Ball-Bearing Rack	828265	\$145

### Leg Covers and Kickplate

DESCRIPTION	NUMBER	MSRP
Front Leg Covers	821697	\$85
Kickplate	821200	\$25

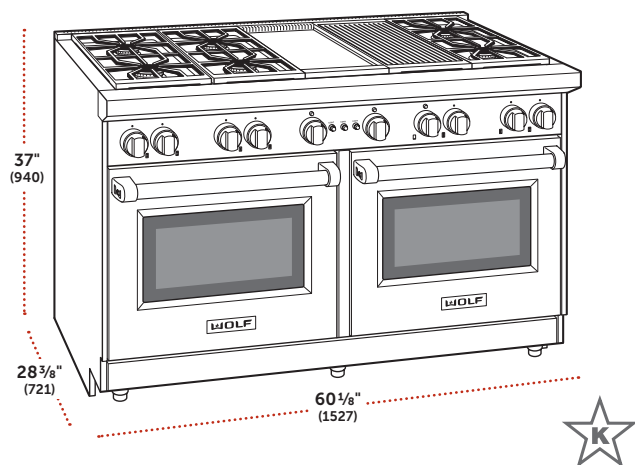
### High Altitude Conversion Kit

DESCRIPTION	NUMBER	MSRP
Natural Gas*	821204	\$75

\*For installations above 8,600' (2621 m). LP models do not require conversion.



# Gas Ranges



## 60" Gas Ranges

### Model GR606CG

MODEL	MSRP
GR606CG	\$16,240
GR606CG-LP	\$16,240

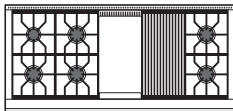
Red knobs and stainless steel bezels included with the range. One set of optional color knobs available at no charge with product purchase.

#### SPECIFICATIONS

Overall Dimensions	60 1/8"W (1527) x 37"H (940) x 28 3/8"D (721)
Surface Burners	(5) 15,000 and (1) 9,200 Btu
Infrared Griddle	15,000 Btu (13,000 Btu LP)
Infrared Charbroiler	16,000 Btu
Capacity (per oven)	4.4 cu ft (125 L)
Interior Dimensions	24"W (610) x 18 5/8"H (473) x 17"D (432)
Shipping Weight	875 lbs (397 kg)

#### FEATURES

- Stainless steel
- Dual-stacked, sealed burners
- Infrared charbroiler and griddle
- Two large convection gas ovens with infrared broiler
- 2 standard and 1 full-extension ball-bearing rack (per oven)
- Broiler pan



### Model GR606DG

MODEL	MSRP
GR606DG	\$16,240
GR606DG-LP	\$16,240

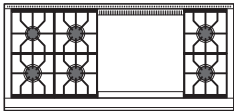
Red knobs and stainless steel bezels included with the range. One set of optional color knobs available at no charge with product purchase.

#### SPECIFICATIONS

Overall Dimensions	60 1/8"W (1527) x 37"H (940) x 28 3/8"D (721)
Surface Burners	(5) 15,000 and (1) 9,200 Btu
Double Griddle	15,000 Btu (13,000 Btu LP)
Capacity (per oven)	4.4 cu ft (125 L)
Interior Dimensions	24"W (610) x 18 5/8"H (473) x 17"D (432)
Shipping Weight	900 lbs (408 kg)

#### FEATURES

- Stainless steel
- Dual-stacked, sealed burners
- Infrared double griddle
- Two large convection gas ovens with infrared broiler
- 2 standard and 1 full-extension ball-bearing rack (per oven)
- Broiler pan



## 60" Gas Range Accessories

### Stainless Steel Risers

DESCRIPTION	NUMBER	MSRP
<b>Stainless Steel Risers*</b>		
5" (127) Riser	819076	\$420
10" (254) Riser	819080	\$485
20" (508) Riser with Shelf	819084	\$1,015

\*Minimum 20" (508) riser required against combustible surfaces.

### Knobs and Bezels

DESCRIPTION	NUMBER	MSRP
<b>Knobs</b>		
Stainless Steel Knobs	821183	\$195
Stainless Steel Knobs*	822197	N/C
Red Knobs	821177	\$195
Black Knobs	821180	\$195
Black Knobs*	822196	N/C
<b>Bezels</b>		
Stainless Steel Bezels	818810	\$85
Brass Bezels	804379	\$85
Chrome Bezels	804385	\$85

\*One set at no charge with product purchase.

### Surface Accessories

DESCRIPTION	NUMBER	MSRP
Filler Trim (2-pc)	810919	\$180
2-Burner Wok Grate*	804372	\$105
<b>Griddle Models</b>		
11" (279) Cutting Board	809710	\$130
22" (559) Cutting Board	822026	\$145
Griddle Cleaning Kit	812278	\$200
Cleaning Solution (4) 1-qt	812279	\$120
Cleaning Pads (6) 10-packs	9021489	\$135

\*Grate covers two burner positions allowing one burner to accommodate a rounded wok.

### Oven Accessories

DESCRIPTION	NUMBER	MSRP
Full-Ext Ball-Bearing Rack	821194	\$195
Bake Stone Kit	821196	\$260

### Leg Covers and Kickplate

DESCRIPTION	NUMBER	MSRP
Front Leg Covers	821697	\$85
Kickplate	821201	\$25

### High Altitude Conversion Kit

DESCRIPTION	NUMBER	MSRP
Natural Gas*	821204	\$75

\*For installations above 8,600' (2621 m). LP models do not require conversion.

# Outdoor Gas Grills, Modules, and Ventilation

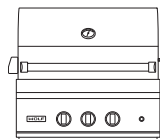
## Outdoor Gas Grills, Modules, and Ventilation

Wolf outdoor products are built with premium-grade materials and tested for years of demanding outdoor use. This cooking specialist brings uncompromising performance and craftsmanship to your outdoor kitchen.

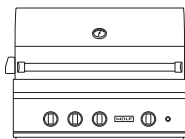
### MODEL NUMBER KEY

Outdoor Gas Grill	OG
Burner Module	BM
Side Burner	SB
Grill Cart	CART
LP Gas	LP

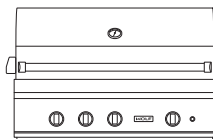
### Outdoor Gas Grills and Carts



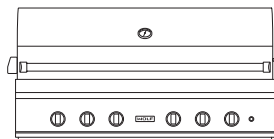
OG30



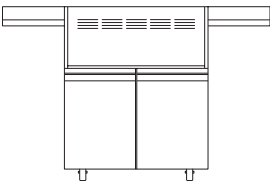
OG36



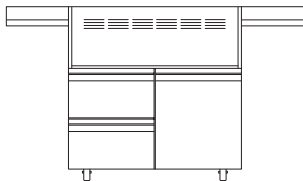
OG42



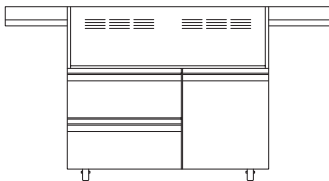
OG54



CART30



CART36



CART42

### Burner Modules



BM13




SB13

### Outdoor Ventilation



PW363318O

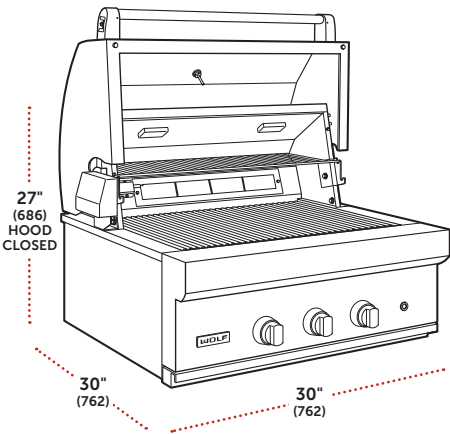


PW483318O



PW603318O

# Outdoor Gas Grills

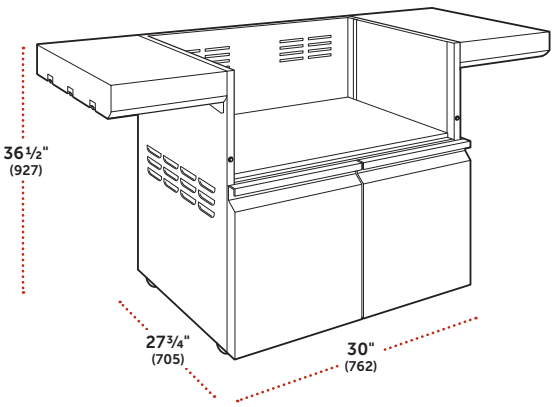


## 30" Outdoor Gas Grill

MODEL	MSRP
OG30	\$5,540
OG30-LP	\$5,540

SPECIFICATIONS	
Overall Dimensions	30"W (762) x 27"H (686) x 30"D (762)
Grill Burners	(2) 25,000 Btu (7.3 kW)
Rotisserie Burner	14,000 Btu (4.1 kW)
Shipping Weight	216 lbs (98 kg)

FEATURES	
<ul style="list-style-type: none"><li>- Weather-resistant stainless steel</li><li>- Built-in or portable (with CART30)</li><li>- Individually-contained grill burners</li><li>- Infrared rotisserie</li><li>- Hot-surface ignition system</li></ul>	



## 30" Grill Cart

MODEL	MSRP
CART30	\$1,290

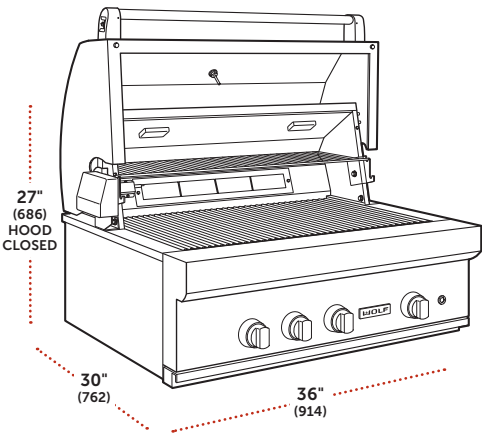
SPECIFICATIONS	
Overall Dimensions	30"W (762) x 36 1/2"H (927) x 27 3/4"D (705)
Configuration	2 Doors
Shipping Weight	160 lbs (73 kg)

FEATURES	
<ul style="list-style-type: none"><li>- Weather-resistant stainless steel</li><li>- Portable with outdoor grill OG30</li><li>- Fold-down side shelves</li><li>- Interior pull-out tray</li><li>- Side burner for cart available</li></ul>	

## Accessories

DESCRIPTION	NUMBER	MSRP
<b>Canvas Cover</b>		
Built-In Application	830732	\$185
Cart Application	830733	\$360
Built-In Liner	814105	\$1,275
Black Knobs	825146	\$95
Griddle Plate	825199	\$595
Conversion Kit RH Rotisserie	819434	\$65

# Outdoor Gas Grills



## 36" Outdoor Gas Grill

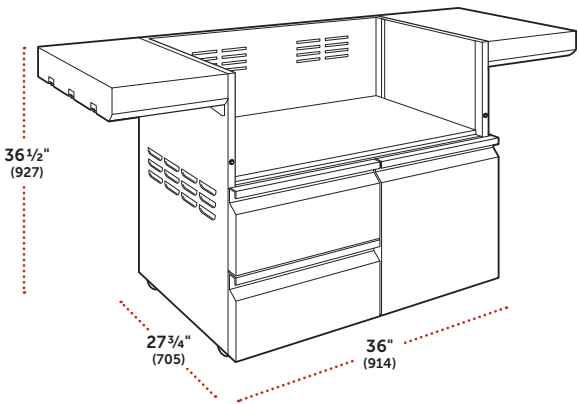
MODEL	MSRP
OG36	\$6,995
OG36-LP	\$6,995

### SPECIFICATIONS

Overall Dimensions	36"W (914) x 27"H (686) x 30"D (762)
Grill Burners	(2) 25,000 Btu (7.3 kW)
Sear Zone	25,000 Btu (7.3 kW)
Rotisserie Burner	14,000 Btu (4.1 kW)
Shipping Weight	247 lbs (112 kg)

### FEATURES

- Weather-resistant stainless steel
- Built-in or portable (with CART36)
- Individually-contained grill burners with infrared sear zone
- Infrared rotisserie
- Hot-surface ignition system



## 36" Grill Cart

MODEL	MSRP
CART36	\$1,725

### SPECIFICATIONS

Overall Dimensions	36"W (914) x 36 1/2"H (927) x 27 3/4"D (705)
Configuration	Door and 2 Drawers
Shipping Weight	185 lbs (84 kg)

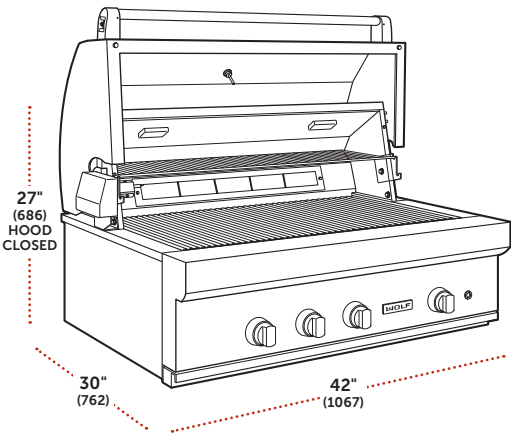
### FEATURES

- Weather-resistant stainless steel
- Portable with outdoor grill OG36
- Fold-down side shelves
- Interior pull-out tray
- Side burner for cart available

## Accessories

DESCRIPTION	NUMBER	MSRP
<b>Canvas Cover</b>		
Built-In Application	830734	\$185
Cart Application	830735	\$360
Built-In Liner	814106	\$1,310
Black Knobs	825147	\$105
Griddle Plate	825199	\$595
Conversion Kit RH Rotisserie	819434	\$65

# Outdoor Gas Grills



## 42" Outdoor Gas Grill

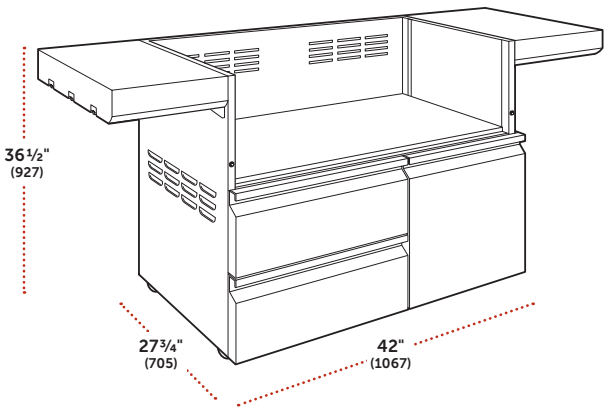
MODEL	MSRP
OG42	\$7,585
OG42-LP	\$7,585

### SPECIFICATIONS

Overall Dimensions	42"W (1067) x 27"H (686) x 30"D (762)
Grill Burners	(2) 25,000 Btu (7.3 kW)
Sear Zone	25,000 Btu (7.3 kW)
Rotisserie Burner	16,000 Btu (4.7 kW)
Shipping Weight	270 lbs (122 kg)

### FEATURES

- Weather-resistant stainless steel
- Built-in or portable (with CART42)
- Individually-contained grill burners with infrared sear zone
- Infrared rotisserie
- Hot-surface ignition system



## 42" Grill Cart

MODEL	MSRP
CART42	\$1,945

### SPECIFICATIONS

Overall Dimensions	42"W (1067) x 36 1/2"H (927) x 27 3/4"D (705)
Configuration	Door and 2 Drawers
Shipping Weight	195 lbs (88 kg)

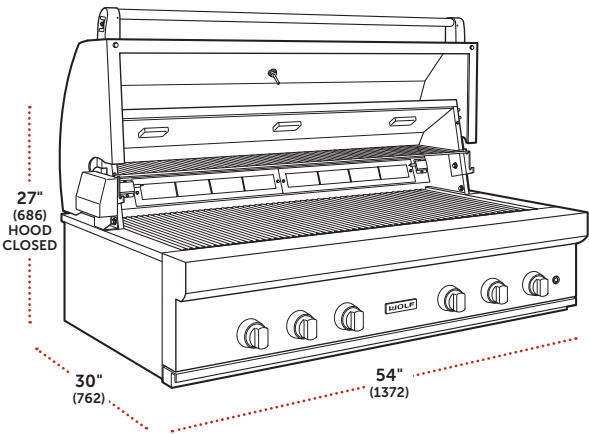
### FEATURES

- Weather-resistant stainless steel
- Portable with outdoor grill OG42
- Fold-down side shelves
- Interior pull-out tray
- Side burner for cart available

## Accessories

DESCRIPTION	NUMBER	MSRP
<b>Canvas Cover</b>		
Built-In Application	830736	\$185
Cart Application	830737	\$360
Built-In Liner	814107	\$1,405
Black Knobs	825147	\$105
Griddle Plate	825199	\$595
Conversion Kit RH Rotisserie	819434	\$65

# Outdoor Gas Grills



## 54" Outdoor Gas Grill

MODEL	MSRP
OG54	\$10,015
OG54-LP	\$10,015

SPECIFICATIONS	
Overall Dimensions	54"W (1372) x 27"H (686) x 30"D (762)
Grill Burners	(2) 25,500 Btu (7.5 kW)
Sear Zone	25,500 Btu (7.5 kW)
Rotisserie Burner	(2) 14,000 Btu (4.1 kW)
Shipping Weight	350 lbs (159 kg)

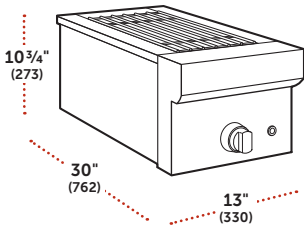
FEATURES	
- Weather-resistant stainless steel	
- Built-in application	
- Individually-contained grill burners with infrared sear zone	
- Infrared rotisserie	
- Hot-surface ignition system	

## Accessories

DESCRIPTION	NUMBER	MSRP
Canvas Cover	830738	\$270
Built-In Liner	817048	\$1,850
Black Knobs*	825146	\$95
Griddle Plate	825199	\$595
Conversion Kit RH Rotisserie	819434	\$65

\*Must order quantity two.

# Outdoor Modules



## Burner Module

MODEL	MSRP
BM13	\$1,885
BM13-LP	\$1,885

### SPECIFICATIONS

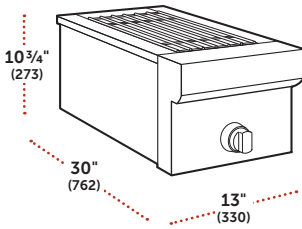
Overall Dimensions	13"W (330) x 10 3/4"H (273) x 30"D (762)
Gas Burner (natural)	24,000 Btu (7.0 kW)
Gas Burner (LP)	25,000 Btu (7.3 kW)
Shipping Weight	50 lbs (23 kg)

### FEATURES

- Weather-resistant stainless steel
- Built-in application
- Stainless steel cover included

## Accessories

DESCRIPTION	NUMBER	MSRP
Black Knob	825148	\$65



## Side Burner for Cart

MODEL	MSRP
SB13	\$1,945
SB13-LP	\$1,945

### SPECIFICATIONS

Overall Dimensions	13"W (330) x 10 3/4"H (273) x 30"D (762)
Gas Burner (natural)	24,000 Btu (7.0 kW)
Gas Burner (LP)	25,000 Btu (7.3 kW)
Shipping Weight	50 lbs (23 kg)

### FEATURES

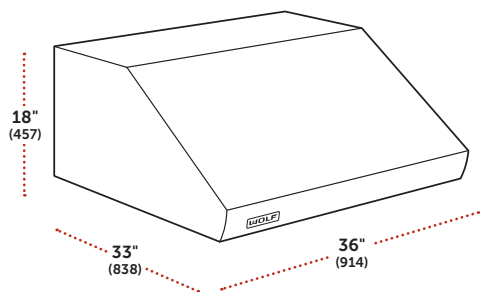
- Weather-resistant stainless steel
- Portable application on grill cart
- Stainless steel cover included

## Accessories

DESCRIPTION	NUMBER	MSRP
Black Knob	825148	\$65



# Outdoor Ventilation



## 36" Outdoor Pro Wall Hood

MODEL	MSRP
PW363318O*	\$2,930

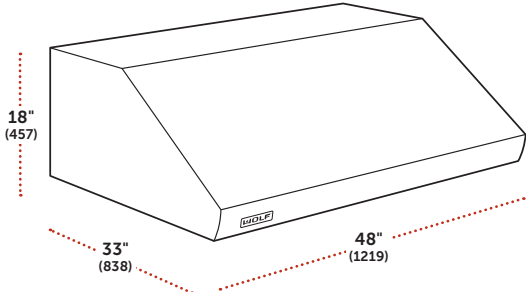
\*Blower required.

### SPECIFICATIONS

Overall Dimensions	36"W (914) x 18"H (457) x 33"D (838)
Discharge	Transition to 10" (254) round included
Shipping Weight	121 lbs (55 kg)

### FEATURES

- Heavy-duty stainless steel
- Vertical discharge
- Internal, in-line and remote blower options
- Bright LED lighting



## 48" Outdoor Pro Wall Hood

MODEL	MSRP
PW483318O*	\$3,230

\*Blower required.

### SPECIFICATIONS

Overall Dimensions	48"W (1219) x 18"H (457) x 33"D (838)
Discharge	Transition to 10" (254) round included
Shipping Weight	156 lbs (71 kg)

### FEATURES

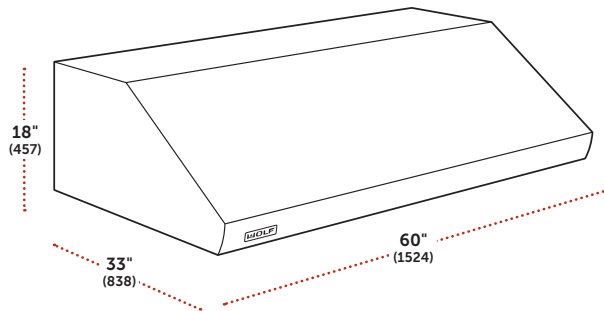
- Heavy-duty stainless steel
- Vertical discharge
- Internal, in-line and remote blower options
- Bright LED lighting

## Accessories

DESCRIPTION	NUMBER	MSRP
<b>Internal Blower</b>		
1200 CFM	814423	\$1,010
<b>In-line Blower</b>		
1100 CFM	808332	\$895
<b>Remote Blower</b>		
1500 CFM	804701	\$1,250
<b>Duct Cover</b>		
6" (152) Duct Cover	828444	\$575
18" (457) Duct Cover	828447	\$700
30" (762) Duct Cover	828450	\$870

## Accessories

DESCRIPTION	NUMBER	MSRP
<b>Internal Blower</b>		
1200 CFM	814423	\$1,010
<b>In-line Blower</b>		
1100 CFM	808332	\$895
<b>Remote Blower</b>		
1500 CFM	804701	\$1,250
<b>Duct Cover</b>		
6" (152) Duct Cover	828445	\$615
18" (457) Duct Cover	828448	\$755
30" (762) Duct Cover	828451	\$905



## 60" Outdoor Pro Wall Hood

MODEL	MSRP
PW603318O*	\$3,530

\*Blower required.

### SPECIFICATIONS

Overall Dimensions	60"W (1524) x 18"H (457) x 33"D (838)
Discharge	Transition to 10" (254) round included
Shipping Weight	180 lbs (82 kg)

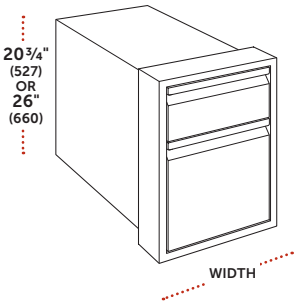
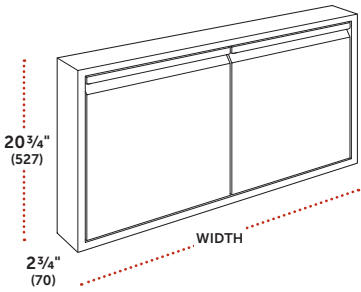
### FEATURES

- Heavy-duty stainless steel
- Vertical discharge
- Internal, in-line and remote blower options
- Bright LED lighting

## Accessories

DESCRIPTION	NUMBER	MSRP
<b>Internal Blower</b>		
1200 CFM	814423	\$1,010
<b>In-line Blower</b>		
1100 CFM	808332	\$895
<b>Remote Blower</b>		
1500 CFM	804701	\$1,250
<b>Duct Cover</b>		
6" (152) Duct Cover	828446	\$685
18" (457) Duct Cover	828449	\$815
30" (762) Duct Cover	828452	\$980

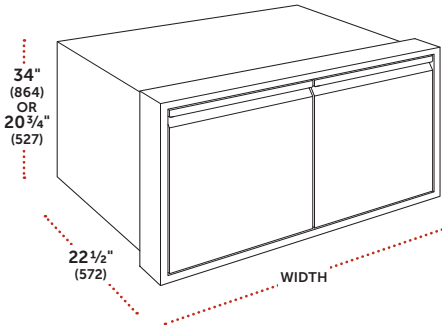
# Outdoor Accessories



## Accessory Doors

### Stainless Steel Doors – Built-In Application

DESCRIPTION	NUMBER	MSRP
<b>Single Door</b>		
18" (457) Door LH	827598	\$540
18" (457) Door RH	827599	\$540
<b>Double Doors</b>		
30" (762) Doors	827600	\$830
36" (914) Doors	827601	\$900
42" (1067) Doors	827602	\$1,000
54" (1372) Doors	827603	\$1,205



## Accessory Cabinets

### Stainless Steel Cabinets – Built-In Application

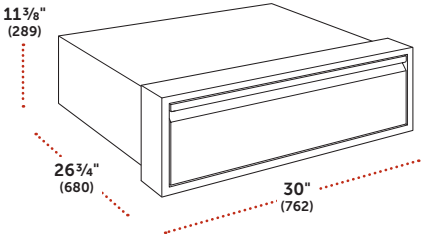
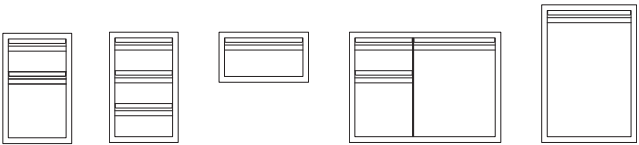
DESCRIPTION	NUMBER	MSRP
<b>Dry Storage Cabinets</b>		
24" (610) Dry Storage LH	827372	\$2,105
24" (610) Dry Storage RH	828414	\$2,105
36" (914) Dry Storage	827371	\$2,160

Note: Illustration above shown in 36" width.

## Accessory Drawers

### Stainless Steel Drawer Units – Built-In Application

DESCRIPTION	NUMBER	MSRP
<b>Drawer Units</b>		
13" (330) 2-Drawer	827605	\$1,140
13" (330) 3-Drawer	827606	\$1,390
18" (457) Paper Towel Drawer	827368	\$740
30" (762) Door and 2-Drawer	827607	\$1,605
<b>Trash/Recycling Drawers</b>		
18" (457) Single Drawer	827369	\$845
18" (457) Double Drawers	827370	\$910



### Stainless Steel Drawer – Built-In Application

DESCRIPTION	NUMBER	MSRP
<b>Single Drawer</b>		
30" (762) Drawer	827604	\$1,140

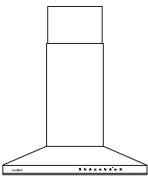
## Ventilation

Choose the professional style as an iconic finishing touch, or one of the contemporary options that tuck out of sight or install as a complement to any modern kitchen design. Powerful blower controls and LED lighting keep your cooking area bright, fresh, and clean; and filters are dishwasher safe for easy cleaning.

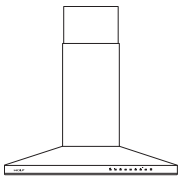
### MODEL NUMBER KEY

Wall Hood	VW
Island Hood	VI
Ceiling-Mounted Hood	VC
Downdraft System	DD
Pro Wall Hood	PW
Pro Wall Chimney Hood	PWC
Pro Island Hood	PI
Pro Hood Liner	PL
Stainless Steel	S
Black	B
Glass	G
White Glass	W

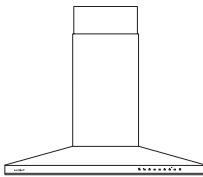
### Cooktop Wall and Island Hoods



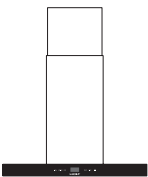
VW30S



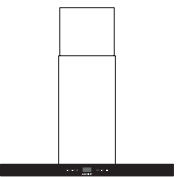
VW36S



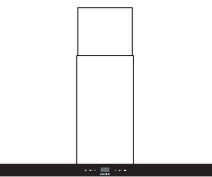
VI42S



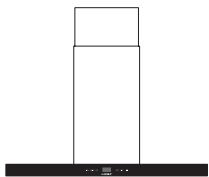
VW30B



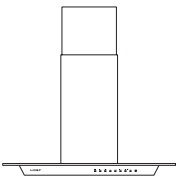
VW36B



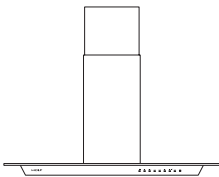
VW45B



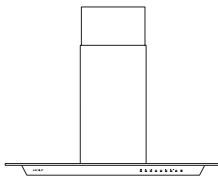
VI42B



VW36G



VW45G



VI45G

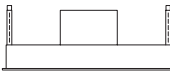
### Cooktop Ceiling-Mounted Hoods



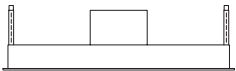
VC36S



VC48S



VC36W




VC48W


### Cooktop Downdraft Systems



DD30

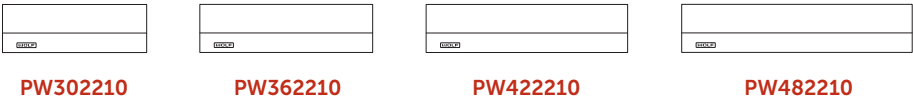


DD36



DD45

Pro Low-Profile Wall Hoods



Pro Wall Hoods



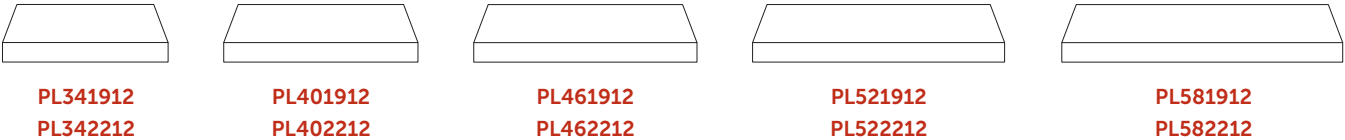
Pro Wall Chimney Hoods



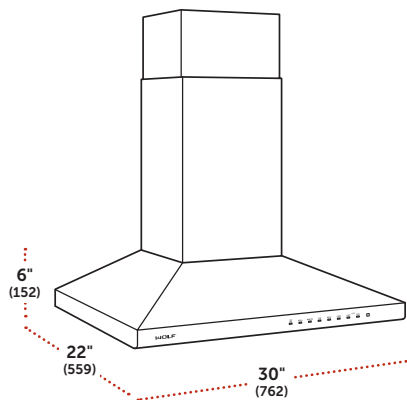
Pro Island Hoods



Pro Hood Liners



## Cooktop Ventilation



### 30" Cooktop Wall Hood / Stainless

MODEL	MSRP
VW30S*	\$1,895

\*Blower required.

#### SPECIFICATIONS

Overall Dimensions	30"W (762) x 6"H (152) x 22"D (559)
Telescoping Height	35 1/8" (892) to 45 1/4" (1149)
With Flue Extension	49 1/8" (1248) to 59 1/4" (1505)
Discharge	Transition to 6" (152) round included
Shipping Weight	85 lbs (39 kg)

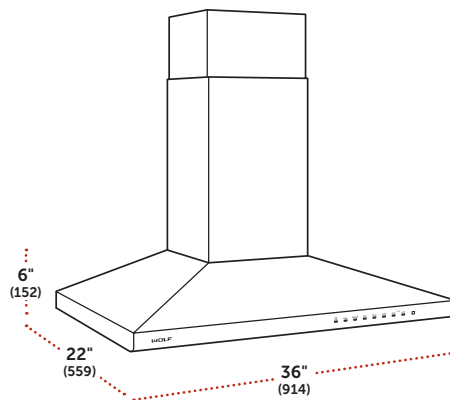
#### FEATURES

- Stainless steel
- Telescopic flue
- Internal, in-line and remote blower options

### Accessories

DESCRIPTION	NUMBER	MSRP
<b>Internal Blower</b>		
300 CFM**	822726	\$480
600 CFM	822727	\$660
<b>In-line Blower</b>		
600 CFM	808331	\$595
<b>Remote Blower</b>		
600 CFM	801640	\$710
<b>Accessories</b>		
Recirculating Kit	823532	\$270
Recirculating Filter	823533	\$130
Flue Extension	823530	\$485
30" x 30" Wall Shield	801633	\$145
Make-Up Air Damper	820071	\$395
Remote Control	823534	\$85

\*\*For make-up air restricted applications, capture and performance may be reduced.



### 36" Cooktop Wall Hood / Stainless

MODEL	MSRP
VW36S*	\$1,955

\*Blower required.

#### SPECIFICATIONS

Overall Dimensions	36"W (914) x 6"H (152) x 22"D (559)
Telescoping Height	35 1/8" (892) to 45 1/4" (1149)
With Flue Extension	49 1/8" (1248) to 59 1/4" (1505)
Discharge	Transition to 6" (152) round included
Shipping Weight	100 lbs (45 kg)

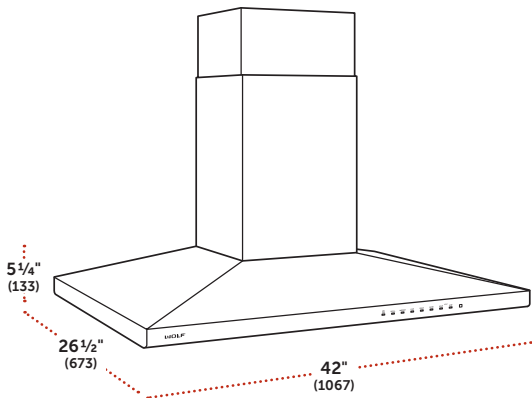
#### FEATURES

- Stainless steel
- Telescopic flue
- Internal, in-line and remote blower options

### Accessories

DESCRIPTION	NUMBER	MSRP
<b>Internal Blower</b>		
300 CFM**	822726	\$480
600 CFM	822727	\$660
<b>In-line Blower</b>		
600 CFM	808331	\$595
<b>Remote Blower</b>		
600 CFM	801640	\$710
<b>Accessories</b>		
Recirculating Kit	823532	\$270
Recirculating Filter	823533	\$130
Flue Extension	823530	\$485
Make-Up Air Damper	820071	\$395
Remote Control	823534	\$85

\*\*For make-up air restricted applications, capture and performance may be reduced.



## 42" Cooktop Island Hood / Stainless

MODEL	MSRP
VI42S*	\$3,225

\*Blower required.

### SPECIFICATIONS

Overall Dimensions	42"W (1067) x 5 1/4"H (133) x 26 1/2"D (673)
Telescoping Height	28 1/2" (724) to 37 1/4" (946)
With Flue Extension	46 1/4" (1175) to 55" (1397)
Discharge	Transition to 6" (152) round included
Shipping Weight	110 lbs (50 kg)

### FEATURES

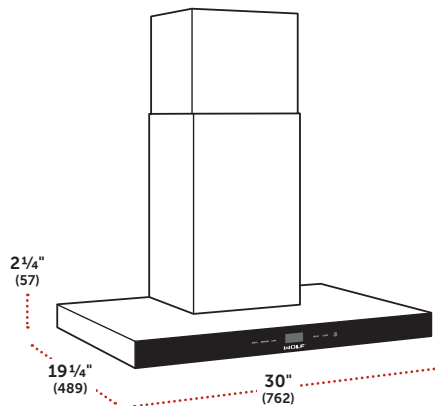
- Stainless steel
- Telescopic flue
- Internal, in-line and remote blower options

## Accessories

DESCRIPTION	NUMBER	MSRP
<b>Internal Blower</b>		
300 CFM**	822726	\$480
600 CFM	822727	\$660
<b>In-line Blower</b>		
600 CFM	808331	\$595
<b>Remote Blower</b>		
600 CFM	801640	\$710
<b>Accessories</b>		
Recirculating Kit	823540	\$435
Recirculating Filter	823533	\$130
Flue Extension	823531	\$1,110
Make-Up Air Damper	820071	\$395
Remote Control	823534	\$85

\*\*For make-up air restricted applications, capture and performance may be reduced.

## Cooktop Ventilation



### 30" Cooktop Wall Hood / Black

MODEL	MSRP
VW30B*	\$1,960

\*Blower required.

#### SPECIFICATIONS

Overall Dimensions	30"W (762) x 2 1/4"H (57) x 19 1/4"D (489)
Telescoping Height	31 3/8" (797) to 41 1/2" (1054)
With Flue Extension	49 1/8" (1248) to 59 1/4" (1505)
Discharge	Transition to 6" (152) round included
Weight (with blower)	53 lbs (24 kg)

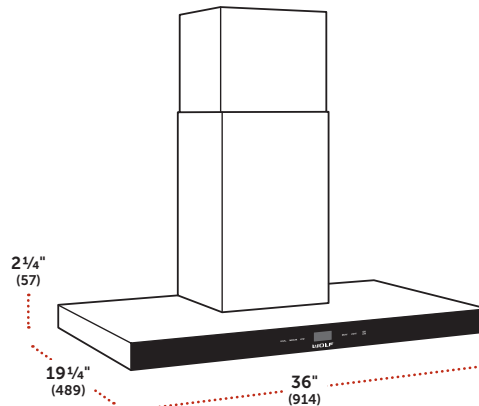
#### FEATURES

- Stainless steel
- Telescopic flue
- Internal, in-line and remote blower options

### Accessories

DESCRIPTION	NUMBER	MSRP
<b>Internal Blower</b>		
300 CFM**	822726	\$480
600 CFM	822727	\$660
<b>In-line Blower</b>		
600 CFM	808331	\$595
<b>Remote Blower</b>		
600 CFM	801640	\$710
<b>Accessories</b>		
Recirculating Kit	823532	\$270
Recirculating Filter	823533	\$130
Flue Extension	823530	\$485
30" x 30" Wall Shield	801633	\$145
Make-Up Air Damper	820071	\$395
Remote Control	823534	\$85

\*\*For make-up air restricted applications, capture and performance may be reduced.



### 36" Cooktop Wall Hood / Black

MODEL	MSRP
VW36B*	\$2,020

\*Blower required.

#### SPECIFICATIONS

Overall Dimensions	36"W (914) x 2 1/4"H (57) x 19 1/4"D (489)
Telescoping Height	31 3/8" (797) to 41 1/2" (1054)
With Flue Extension	49 1/8" (1248) to 59 1/4" (1505)
Discharge	Transition to 6" (152) round included
Weight (with blower)	57 lbs (26 kg)

#### FEATURES

- Stainless steel
- Telescopic flue
- Internal, in-line and remote blower options

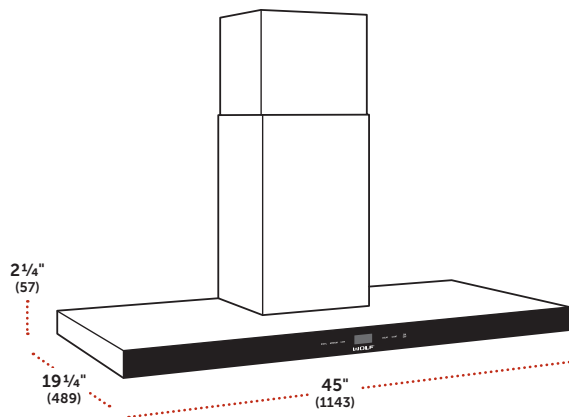
### Accessories

DESCRIPTION	NUMBER	MSRP
<b>Internal Blower</b>		
300 CFM**	822726	\$480
600 CFM	822727	\$660
<b>In-line Blower</b>		
600 CFM	808331	\$595
<b>Remote Blower</b>		
600 CFM	801640	\$710
<b>Accessories</b>		
Recirculating Kit	823532	\$270
Recirculating Filter	823533	\$130
Flue Extension	823530	\$485
Make-Up Air Damper	820071	\$395
Remote Control	823534	\$85

\*\*For make-up air restricted applications, capture and performance may be reduced.



# Cooktop Ventilation



## 45" Cooktop Wall Hood / Black

MODEL	MSRP
VW45B*	\$2,240

\*Blower required.

### SPECIFICATIONS

Overall Dimensions	45"W (1143) x 2 1/4"H (57) x 19 1/4"D (489)
Telescoping Height	31 3/8" (797) to 41 1/2" (1054)
With Flue Extension	49 1/8" (1248) to 59 1/4" (1505)
Discharge	Transition to 6" (152) round included
Weight (with blower)	62 lbs (28 kg)

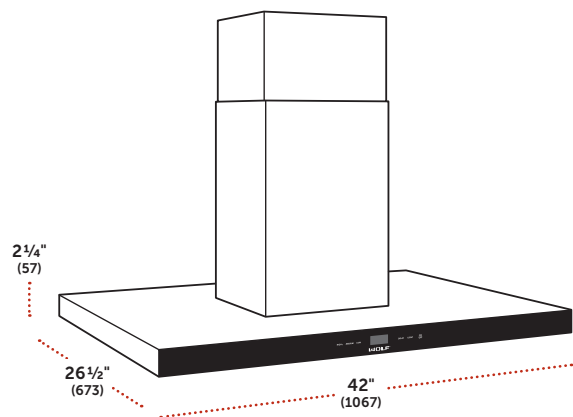
### FEATURES

- Stainless steel
- Telescopic flue
- Internal, in-line and remote blower options

## Accessories

DESCRIPTION	NUMBER	MSRP
<b>Internal Blower</b>		
300 CFM**	822726	\$480
600 CFM	822727	\$660
<b>In-line Blower</b>		
600 CFM	808331	\$595
<b>Remote Blower</b>		
600 CFM	801640	\$710
<b>Accessories</b>		
Recirculating Kit	823532	\$270
Recirculating Filter	823533	\$130
Flue Extension	823530	\$485
Make-Up Air Damper	820071	\$395
Remote Control	823534	\$85

\*\*For make-up air restricted applications, capture and performance may be reduced.



## 42" Cooktop Island Hood / Black

MODEL	MSRP
VI42B*	\$3,290

\*Blower required.

### SPECIFICATIONS

Overall Dimensions	42"W (1067) x 2 1/4"H (57) x 26 1/2"D (673)
Telescoping Height	25 1/2" (648) to 34 1/4" (870)
With Flue Extension	46 1/4" (1175) to 55" (1397)
Discharge	Transition to 6" (152) round included
Weight (with blower)	92 lbs (42 kg)

### FEATURES

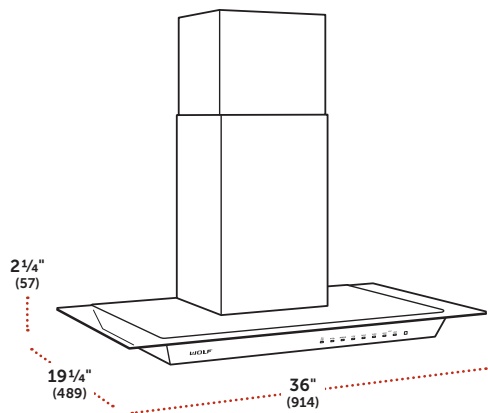
- Stainless steel
- Telescopic flue
- Internal, in-line and remote blower options

## Accessories

DESCRIPTION	NUMBER	MSRP
<b>Internal Blower</b>		
300 CFM**	822726	\$480
600 CFM	822727	\$660
<b>In-line Blower</b>		
600 CFM	808331	\$595
<b>Remote Blower</b>		
600 CFM	801640	\$710
<b>Accessories</b>		
Recirculating Kit	823540	\$435
Recirculating Filter	823533	\$130
Flue Extension	823531	\$1,110
Make-Up Air Damper	820071	\$395
Remote Control	823534	\$85

\*\*For make-up air restricted applications, capture and performance may be reduced.

## Cooktop Ventilation



### 36" Cooktop Wall Hood / Glass

MODEL	MSRP
VW36G*	\$2,020

\*Blower required.

#### SPECIFICATIONS

Overall Dimensions	36"W (914) x 2 1/4"H (57) x 19 1/4"D (489)
Telescoping Height	31 3/8" (797) to 41 1/2" (1054)
With Flue Extension	49 1/8" (1248) to 59 1/4" (1505)
Discharge	Transition to 6" (152) round included
Weight (with blower)	57 lbs (26 kg)

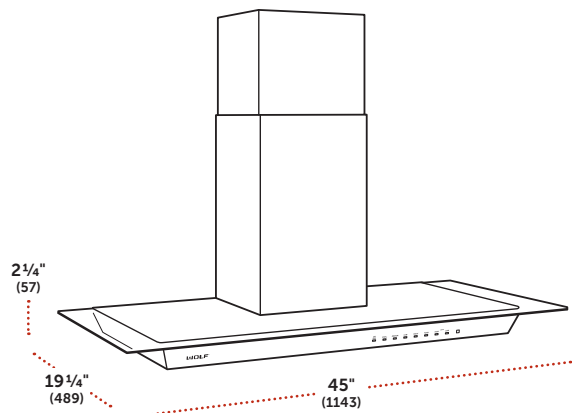
#### FEATURES

- Stainless steel
- Telescopic flue
- Internal, in-line and remote blower options

### Accessories

DESCRIPTION	NUMBER	MSRP
<b>Internal Blower</b>		
300 CFM**	822726	\$480
600 CFM	822727	\$660
<b>In-line Blower</b>		
600 CFM	808331	\$595
<b>Remote Blower</b>		
600 CFM	801640	\$710
<b>Accessories</b>		
Recirculating Kit	823532	\$270
Recirculating Filter	823533	\$130
Flue Extension	823530	\$485
Make-Up Air Damper	820071	\$395
Remote Control	823534	\$85

\*\*For make-up air restricted applications, capture and performance may be reduced.



### 45" Cooktop Wall Hood / Glass

MODEL	MSRP
VW45G*	\$2,240

\*Blower required.

#### SPECIFICATIONS

Overall Dimensions	45"W (1143) x 2 1/4"H (57) x 19 1/4"D (489)
Telescoping Height	31 3/8" (797) to 41 1/2" (1054)
With Flue Extension	49 1/8" (1248) to 59 1/4" (1505)
Discharge	Transition to 6" (152) round included
Weight (with blower)	62 lbs (28 kg)

#### FEATURES

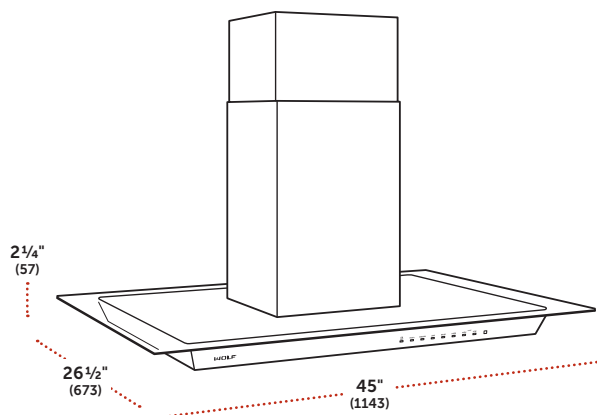
- Stainless steel
- Telescopic flue
- Internal, in-line and remote blower options

### Accessories

DESCRIPTION	NUMBER	MSRP
<b>Internal Blower</b>		
300 CFM**	822726	\$480
600 CFM	822727	\$660
<b>In-line Blower</b>		
600 CFM	808331	\$595
<b>Remote Blower</b>		
600 CFM	801640	\$710
<b>Accessories</b>		
Recirculating Kit	823532	\$270
Recirculating Filter	823533	\$130
Flue Extension	823530	\$485
Make-Up Air Damper	820071	\$395
Remote Control	823534	\$85

\*\*For make-up air restricted applications, capture and performance may be reduced.

# Cooktop Ventilation



## 45" Cooktop Island Hood / Glass

MODEL	MSRP
VI45G*	\$3,380

\*Blower required.

### SPECIFICATIONS

Overall Dimensions	45"W (1143) x 2 1/4"H (57) x 26 1/2"D (673)
Telescoping Height	25 1/2" (648) to 34 1/4" (870)
With Flue Extension	46 1/4" (1175) to 55" (1397)
Discharge	Transition to 6" (152) round included
Weight (with blower)	92 lbs (42 kg)

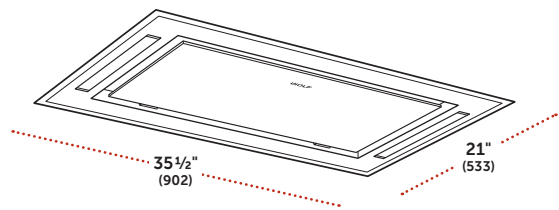
### FEATURES

- Stainless steel
- Telescopic flue
- Internal, in-line and remote blower options

## Accessories

DESCRIPTION	NUMBER	MSRP
<b>Internal Blower</b>		
300 CFM**	822726	\$480
600 CFM	822727	\$660
<b>In-line Blower</b>		
600 CFM	808331	\$595
<b>Remote Blower</b>		
600 CFM	801640	\$710
<b>Accessories</b>		
Recirculating Kit	823540	\$435
Recirculating Filter	823533	\$130
Flue Extension	823531	\$1,110
Make-Up Air Damper	820071	\$395
Remote Control	823534	\$85

\*\*For make-up air restricted applications, capture and performance may be reduced.



## 36" Ceiling-Mounted Hood / Stainless

MODEL	MSRP
VC36S*	\$2,365

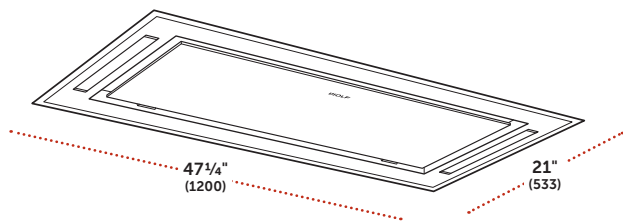
\*Blower required.

### SPECIFICATIONS

Overall Dimensions	35 1/2"W (902) x 12 1/4"H (311) x 21"D (533)
Discharge	Transition to 6" (152) round included
Weight (with blower)	61 lbs (28 kg)

### FEATURES

- Stainless steel
- Internal, in-line and remote blower options
- Remote control included



## 48" Ceiling-Mounted Hood / Stainless

MODEL	MSRP
VC48S*	\$2,665

\*Blower required.

### SPECIFICATIONS

Overall Dimensions	47 1/4"W (1200) x 12 1/4"H (311) x 21"D (533)
Discharge	Transition to 6" (152) round included
Weight (with blower)	65 lbs (29 kg)

### FEATURES

- Stainless steel
- Internal, in-line and remote blower options
- Remote control included

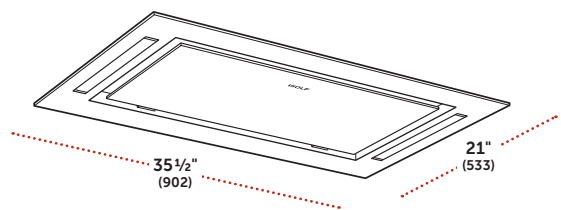
## Accessories

DESCRIPTION	NUMBER	MSRP
<b>Internal Blower</b>		
600 CFM	822727	\$660
<b>In-line Blower</b>		
600 CFM	808331	\$595
<b>Remote Blower</b>		
600 CFM	801640	\$710
<b>Accessories</b>		
Recirculating Filters	828075	\$130
Make-Up Air Damper	820071	\$395
Remote Control	823534	\$85

## Accessories

DESCRIPTION	NUMBER	MSRP
<b>Internal Blower</b>		
600 CFM	822727	\$660
<b>In-line Blower</b>		
600 CFM	808331	\$595
<b>Remote Blower</b>		
600 CFM	801640	\$710
<b>Accessories</b>		
Recirculating Filters	828075	\$130
Make-Up Air Damper	820071	\$395
Remote Control	823534	\$85

# Cooktop Ventilation



## 36" Ceiling-Mounted Hood / White Glass

MODEL	MSRP
VC36W*	\$2,430

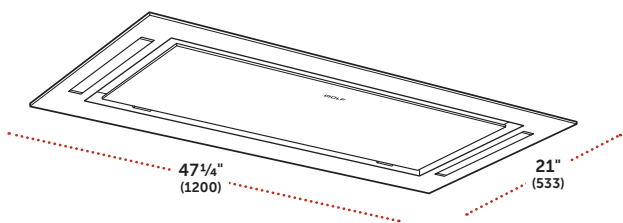
\*Blower required.

SPECIFICATIONS	
Overall Dimensions	35 1/2"W (902) x 12 1/4"H (311) x 21"D (533)
Discharge	Transition to 6" (152) round included
Weight (with blower)	61 lbs (28 kg)

FEATURES
<ul style="list-style-type: none"><li>- White glass</li><li>- Internal, in-line and remote blower options</li><li>- Remote control included</li></ul>

## Accessories

DESCRIPTION	NUMBER	MSRP
<b>Internal Blower</b>		
600 CFM	822727	\$660
<b>In-line Blower</b>		
600 CFM	808331	\$595
<b>Remote Blower</b>		
600 CFM	801640	\$710
<b>Accessories</b>		
Recirculating Filters	828075	\$130
Make-Up Air Damper	820071	\$395
Remote Control	823534	\$85



## 48" Ceiling-Mounted Hood / White Glass

MODEL	MSRP
VC48W*	\$2,730

\*Blower required.

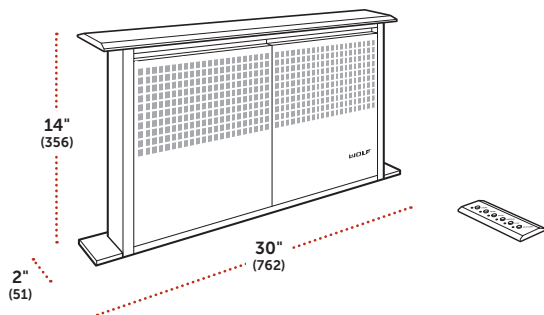
SPECIFICATIONS	
Overall Dimensions	47 1/4"W (1200) x 12 1/4"H (311) x 21"D (533)
Discharge	Transition to 6" (152) round included
Weight (with blower)	65 lbs (29 kg)

FEATURES
<ul style="list-style-type: none"><li>- White glass</li><li>- Internal, in-line and remote blower options</li><li>- Remote control included</li></ul>

## Accessories

DESCRIPTION	NUMBER	MSRP
<b>Internal Blower</b>		
600 CFM	822727	\$660
<b>In-line Blower</b>		
600 CFM	808331	\$595
<b>Remote Blower</b>		
600 CFM	801640	\$710
<b>Accessories</b>		
Recirculating Filters	828075	\$130
Make-Up Air Damper	820071	\$395
Remote Control	823534	\$85

# Cooktop Ventilation



## 30" Downdraft System

MODEL	MSRP
DD30*	\$1,825

\*Blower required.

### SPECIFICATIONS

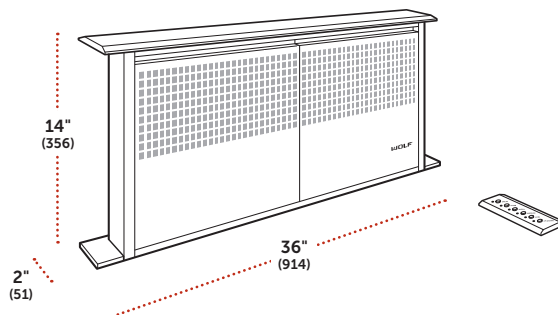
Overall Dimensions	30"W (762) x 14"H (356) x 2"D (51)
Discharge (Internal)	6" (152) Round
Discharge (In-line or Remote)	10" (254) Round
Shipping Weight	75 lbs (34 kg)

### FEATURES

- Stainless steel
- Internal, in-line and remote blower options
- Wired, remote control module

## Accessories

DESCRIPTION	NUMBER	MSRP
<b>Internal Blower</b>		
600 CFM	822725	\$660
<b>In-line Blower</b>		
600 CFM	808331	\$595
<b>Remote Blower</b>		
600 CFM	801640	\$710
<b>Combination Installation</b>		
Contemporary Cooktop Trim	828291	\$245
Trim Kit for SRT304	810215	\$65
<b>Downdraft System</b>		
Recirculating Kit	826101	\$895
Recirculating Filter	826102	\$330
Make-Up Air Damper	820071	\$395
8" Inline Damper	821147	\$105
10" Inline Damper	821148	\$120



## 36" Downdraft System

MODEL	MSRP
DD36*	\$1,915

\*Blower required.

### SPECIFICATIONS

Overall Dimensions	36"W (914) x 14"H (356) x 2"D (51)
Discharge (Internal)	6" (152) Round
Discharge (In-line or Remote)	10" (254) Round
Shipping Weight	80 lbs (36 kg)

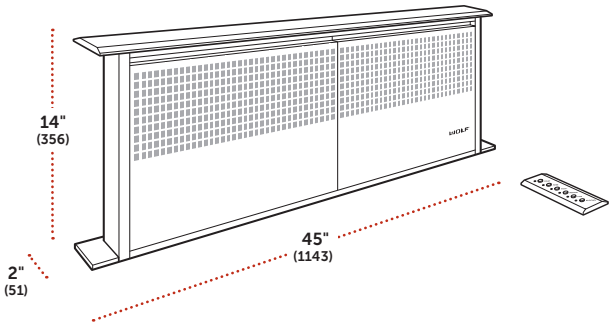
### FEATURES

- Stainless steel
- Internal, in-line and remote blower options
- Wired, remote control module

## Accessories

DESCRIPTION	NUMBER	MSRP
<b>Internal Blower</b>		
600 CFM	822725	\$660
<b>In-line Blower</b>		
600 CFM	808331	\$595
<b>Remote Blower</b>		
600 CFM	801640	\$710
<b>Combination Installation</b>		
Contemporary Cooktop Trim	828290	\$260
Trim Kit for SRT366	810215	\$65
<b>Downdraft System</b>		
Recirculating Kit	826101	\$895
Recirculating Filter	826102	\$330
Make-Up Air Damper	820071	\$395
8" Inline Damper	821147	\$105
10" Inline Damper	821148	\$120

# Cooktop Ventilation



## 45" Downdraft System

MODEL	MSRP
DD45*	\$2,050

\*Blower required.

### SPECIFICATIONS

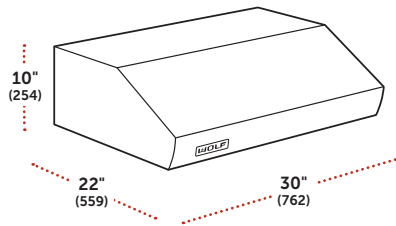
Overall Dimensions	45"W (1143) x 14"H (356) x 2"D (51)
Discharge (Internal)	6" (152) Round
Discharge (In-line or Remote)	10" (254) Round
Shipping Weight	85 lbs (39 kg)

### FEATURES

- Stainless steel
- Internal, in-line and remote blower options
- Wired, remote control module

## Accessories

DESCRIPTION	NUMBER	MSRP
<b>Internal Blower</b>		
600 CFM	822725	\$660
<b>In-line Blower</b>		
600 CFM	808331	\$595
<b>Remote Blower</b>		
600 CFM	801640	\$710
<b>Downdraft System</b>		
Recirculating Kit	826101	\$895
Recirculating Filter	826102	\$330
Make-Up Air Damper	820071	\$395
8" Inline Damper	821147	\$105
10" Inline Damper	821148	\$120



## 30" Pro Low-Profile Wall Hood

MODEL	MSRP
PW302210*	\$1,985

\*Blower required.

### SPECIFICATIONS

Overall Dimensions	30"W (762) x 10"H (254) x 22"D (559)
Discharge**	3 1/4" (83) x 14" (356)
Shipping Weight	39 lbs (18 kg)

\*\*Backdraft damper included with internal blower only.

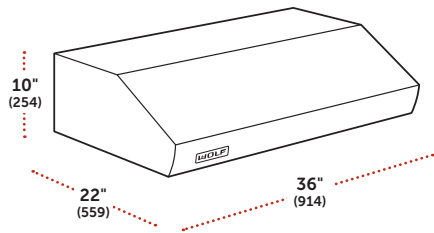
### FEATURES

- Heavy-duty stainless steel
- Adjustable discharge (transition sold separately)
- Internal, in-line and remote blower options

## Accessories

DESCRIPTION	NUMBER	MSRP
<b>Internal Blower</b>		
500 CFM	810991	\$595
<b>In-line Blower</b>		
600 CFM	808331	\$595
1100 CFM	808332	\$895
<b>Remote Blower</b>		
600 CFM	801640	\$710
900 CFM	801641	\$895
1500 CFM	804701	\$1,250
<b>Recirculation</b>		
Recirculating Kit	811838	\$910
Recirculating Filter	812336	\$130
<b>Transition</b>		
3 1/4" x 14" to 10" Round	811194	\$120
<b>Backsplash</b>		
30" x 38" Backsplash	810425	\$405
Backsplash with Racks	810432	\$810
<b>Duct Cover</b>		
6" (152) Duct Cover	810710	\$555
12" (305) Duct Cover	810717	\$615
18" (457) Duct Cover	810724	\$685
24" (610) Duct Cover	810731	\$765
30" (762) Duct Cover	813969	\$840
36" (914) Duct Cover	827871	\$915
Make-Up Air Damper	820071	\$395





## 36" Pro Low-Profile Wall Hood

MODEL	MSRP
PW362210*	\$2,135

\*Blower required.

### SPECIFICATIONS

Overall Dimensions	36"W (914) x 10"H (254) x 22"D (559)
Discharge**	3 1/4" (83) x 14" (356)
Shipping Weight	44 lbs (20 kg)

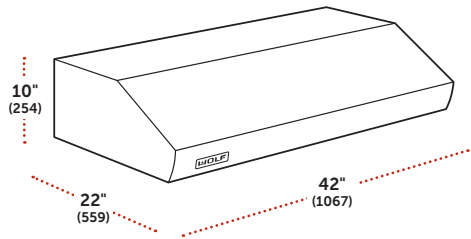
\*\*Backdraft damper included with internal blower only.

### FEATURES

- Heavy-duty stainless steel
- Adjustable discharge (transition sold separately)
- Internal, in-line and remote blower options

## Accessories

DESCRIPTION	NUMBER	MSRP
<b>Internal Blower</b>		
500 CFM	810991	\$595
<b>In-line Blower</b>		
600 CFM	808331	\$595
1100 CFM	808332	\$895
<b>Remote Blower</b>		
600 CFM	801640	\$710
900 CFM	801641	\$895
1500 CFM	804701	\$1,250
<b>Recirculation</b>		
Recirculating Kit	811839	\$910
Recirculating Filter	812337	\$130
<b>Transition</b>		
3 1/4" x 14" to 10" Round	811194	\$120
<b>Backsplash</b>		
36" x 38" Backsplash	810426	\$420
Backsplash with Racks	810433	\$880
<b>Duct Cover</b>		
6" (152) Duct Cover	810711	\$575
12" (305) Duct Cover	810718	\$635
18" (457) Duct Cover	810725	\$700
24" (610) Duct Cover	810732	\$785
30" (762) Duct Cover	813970	\$870
36" (914) Duct Cover	827872	\$940
Make-Up Air Damper	820071	\$395



## 42" Pro Low-Profile Wall Hood

MODEL	MSRP
PW422210*	\$2,285

\*Blower required.

### SPECIFICATIONS

Overall Dimensions	42"W (1067) x 10"H (254) x 22"D (559)
Discharge	3 1/4" (83) x 14" (356)
Shipping Weight	50 lbs (23 kg)

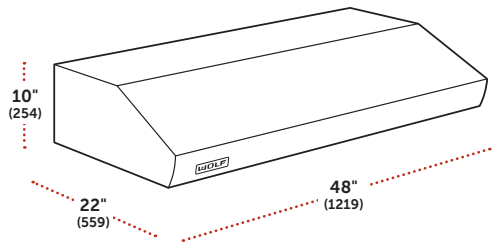
### FEATURES

- Heavy-duty stainless steel
- Adjustable discharge (transition sold separately)
- Internal, in-line and remote blower options

## Accessories

DESCRIPTION	NUMBER	MSRP
<b>Internal Blower</b>		
500 CFM	810991	\$595
<b>In-line Blower</b>		
600 CFM	808331	\$595
1100 CFM	808332	\$895
<b>Remote Blower</b>		
600 CFM	801640	\$710
900 CFM	801641	\$895
1500 CFM	804701	\$1,250
<b>Transition</b>		
3 1/4" x 14" to 10" Round	811194	\$120
<b>Backsplash</b>		
42" x 38" Backsplash	810427	\$455
Backsplash with Racks	810434	\$1,000
<b>Duct Cover</b>		
6" (152) Duct Cover	810712	\$595
12" (305) Duct Cover	810719	\$665
18" (457) Duct Cover	810726	\$725
24" (610) Duct Cover	810733	\$805
30" (762) Duct Cover	813971	\$890
36" (914) Duct Cover	827873	\$970
Make-Up Air Damper	820071	\$395

# Pro Ventilation

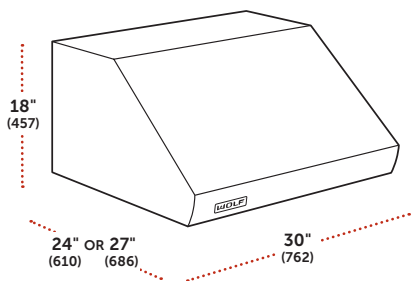


## 48" Pro Low-Profile Wall Hood

MODEL	MSRP
PW482210*	\$2,435
*Blower required.	
SPECIFICATIONS	
Overall Dimensions	48"W (1219) x 10"H (254) x 22"D (559)
Discharge	3 1/4" (83) x 14" (356)
Shipping Weight	55 lbs (25 kg)
FEATURES	
<ul style="list-style-type: none"><li>- Heavy-duty stainless steel</li><li>- Adjustable discharge (transition sold separately)</li><li>- Internal, in-line and remote blower options</li></ul>	

## Accessories

DESCRIPTION	NUMBER	MSRP
<b>Internal Blower</b>		
500 CFM	810991	\$595
<b>In-line Blower</b>		
600 CFM	808331	\$595
1100 CFM	808332	\$895
<b>Remote Blower</b>		
600 CFM	801640	\$710
900 CFM	801641	\$895
1500 CFM	804701	\$1,250
<b>Transition</b>		
3 1/4" x 14" to 10" Round	811194	\$120
<b>Backsplash</b>		
48" x 38" Backsplash	810428	\$530
Backsplash with Racks	810435	\$1,100
<b>Duct Cover</b>		
6" (152) Duct Cover	810713	\$615
12" (305) Duct Cover	810720	\$685
18" (457) Duct Cover	810727	\$755
24" (610) Duct Cover	810734	\$830
30" (762) Duct Cover	813972	\$905
36" (914) Duct Cover	827874	\$985
Make-Up Air Damper	820071	\$395



## 30" Pro Wall Hood

### 24" Deep Hood

MODEL	MSRP
PW302418*	\$2,235

\*Blower required.

#### SPECIFICATIONS

Overall Dimensions	30"W (762) x 18"H (457) x 24"D (610)
Discharge	Transition to 10" (254) round included
Shipping Weight	67 lbs (30 kg)

#### FEATURES

- Heavy-duty stainless steel
- Vertical discharge
- Horizontal discharge kit available
- Internal, in-line and remote blower options
- Recirculating kit for non-ducted applications

### 27" Deep Hood

MODEL	MSRP
PW302718*	\$2,310

\*Blower required.

#### SPECIFICATIONS

Overall Dimensions	30"W (762) x 18"H (457) x 27"D (686)
Discharge	Transition to 10" (254) round included
Shipping Weight	69 lbs (31 kg)

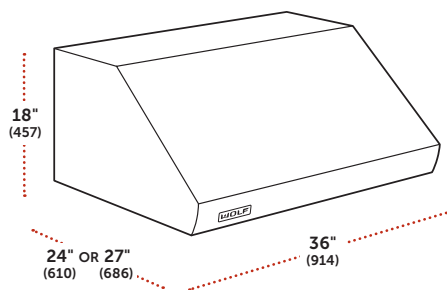
#### FEATURES

- Heavy-duty stainless steel
- Heat lamps (bulbs not included)
- Vertical discharge
- Internal, in-line and remote blower options
- Recirculating kit for non-ducted applications

## Accessories

DESCRIPTION	NUMBER	MSRP
<b>Internal Blower</b>		
300 CFM**	814419	\$480
400 CFM**	829154	\$570
600 CFM	814421	\$660
800 CFM	829155	\$835
1200 CFM	814423	\$1,010
<b>In-line Blower</b>		
600 CFM	808331	\$595
1100 CFM	808332	\$895
<b>Remote Blower</b>		
600 CFM	801640	\$710
900 CFM	801641	\$895
1500 CFM	804701	\$1,250
<b>Recirculation</b>		
Recirculating Kit	811838	\$910
Recirculating Filter	812336	\$130
Horizontal Discharge Kit	822165	\$85
<b>Backsplash</b>		
30" x 38" Backsplash	810425	\$405
Backsplash with Racks	810432	\$810
<b>Duct Cover</b>		
6" (152) Duct Cover	810710	\$555
12" (305) Duct Cover	810717	\$615
18" (457) Duct Cover	810724	\$685
24" (610) Duct Cover	810731	\$765
30" (762) Duct Cover	813969	\$840
36" (914) Duct Cover	827871	\$915
Make-Up Air Damper	820071	\$395

\*\*For make-up air restricted applications, capture and performance may be reduced.



## 36" Pro Wall Hood

### 24" Deep Hood

MODEL	MSRP
PW362418*	\$2,385

\*Blower required.

#### SPECIFICATIONS

Overall Dimensions	36"W (914) x 18"H (457) x 24"D (610)
Discharge	Transition to 10" (254) round included
Shipping Weight	78 lbs (35 kg)

#### FEATURES

- Heavy-duty stainless steel
- Vertical discharge
- Horizontal discharge kit available
- Internal, in-line and remote blower options
- Recirculating kit for non-ducted applications

### 27" Deep Hood

MODEL	MSRP
PW362718*	\$2,460

\*Blower required.

#### SPECIFICATIONS

Overall Dimensions	36"W (914) x 18"H (457) x 27"D (686)
Discharge	Transition to 10" (254) round included
Shipping Weight	80 lbs (36 kg)

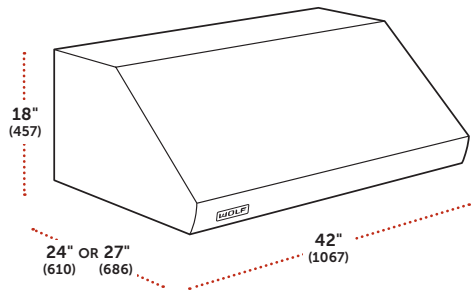
#### FEATURES

- Heavy-duty stainless steel
- Heat lamps (bulbs not included)
- Vertical discharge
- Internal, in-line and remote blower options
- Recirculating kit for non-ducted applications

## Accessories

DESCRIPTION	NUMBER	MSRP
<b>Internal Blower</b>		
300 CFM**	814419	\$480
400 CFM**	829154	\$570
600 CFM	814421	\$660
800 CFM	829155	\$835
1200 CFM	814423	\$1,010
<b>In-line Blower</b>		
600 CFM	808331	\$595
1100 CFM	808332	\$895
<b>Remote Blower</b>		
600 CFM	801640	\$710
900 CFM	801641	\$895
1500 CFM	804701	\$1,250
<b>Recirculation</b>		
Recirculating Kit	811839	\$910
Recirculating Filter	812337	\$130
Horizontal Discharge Kit	822166	\$95
<b>Backsplash</b>		
36" x 38" Backsplash	810426	\$420
Backsplash with Racks	810433	\$880
<b>Duct Cover</b>		
6" (152) Duct Cover	810711	\$575
12" (305) Duct Cover	810718	\$635
18" (457) Duct Cover	810725	\$700
24" (610) Duct Cover	810732	\$785
30" (762) Duct Cover	813970	\$870
36" (914) Duct Cover	827872	\$940
Make-Up Air Damper	820071	\$395

\*\*For make-up air restricted applications, capture and performance may be reduced.



## 42" Pro Wall Hood

### 24" Deep Hood

MODEL	MSRP
PW422418*	\$2,535

\*Blower required.

#### SPECIFICATIONS

Overall Dimensions	42"W (1067) x 18"H (457) x 24"D (610)
Discharge	Transition to 10" (254) round included
Shipping Weight	86 lbs (37 kg)

#### FEATURES

- Heavy-duty stainless steel
- Vertical discharge
- Horizontal discharge kit available
- Internal, in-line and remote blower options

### 27" Deep Hood

MODEL	MSRP
PW422718*	\$2,610

\*Blower required.

#### SPECIFICATIONS

Overall Dimensions	42"W (1067) x 18"H (457) x 27"D (686)
Discharge	Transition to 10" (254) round included
Shipping Weight	88 lbs (40 kg)

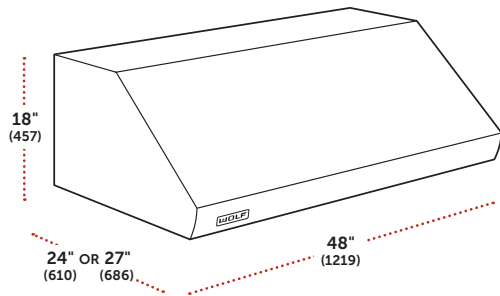
#### FEATURES

- Heavy-duty stainless steel
- Heat lamps (bulbs not included)
- Vertical discharge
- Internal, in-line and remote blower options

## Accessories

DESCRIPTION	NUMBER	MSRP
<b>Internal Blower</b>		
300 CFM**	814419	\$480
400 CFM**	829154	\$570
600 CFM	814421	\$660
800 CFM	829155	\$835
1200 CFM	814423	\$1,010
<b>In-line Blower</b>		
600 CFM	808331	\$595
1100 CFM	808332	\$895
<b>Remote Blower</b>		
600 CFM	801640	\$710
900 CFM	801641	\$895
1500 CFM	804701	\$1,250
Horizontal Discharge Kit	822167	\$105
<b>Backsplash</b>		
42" x 38" Backsplash	810427	\$455
Backsplash with Racks	810434	\$1,000
<b>Duct Cover</b>		
6" (152) Duct Cover	810712	\$595
12" (305) Duct Cover	810719	\$665
18" (457) Duct Cover	810726	\$725
24" (610) Duct Cover	810733	\$805
30" (762) Duct Cover	813971	\$890
36" (914) Duct Cover	827873	\$970
Make-Up Air Damper	820071	\$395

\*\*For make-up air restricted applications, capture and performance may be reduced.



## 48" Pro Wall Hood

### 24" Deep Hood

MODEL	MSRP
PW482418*	\$2,685

\*Blower required.

#### SPECIFICATIONS

Overall Dimensions	48"W (1219) x 18"H (457) x 24"D (610)
Discharge	Transition to 10" (254) round included
Shipping Weight	94 lbs (43 kg)

#### FEATURES

- Heavy-duty stainless steel
- Vertical discharge
- Horizontal discharge kit available
- Internal, in-line and remote blower options

### 27" Deep Hood

MODEL	MSRP
PW482718*	\$2,760

\*Blower required.

#### SPECIFICATIONS

Overall Dimensions	48"W (1219) x 18"H (457) x 27"D (686)
Discharge	Transition to 10" (254) round included
Shipping Weight	96 lbs (44 kg)

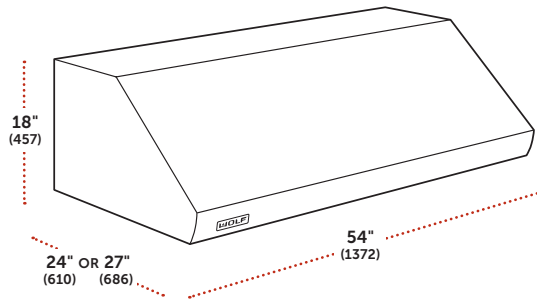
#### FEATURES

- Heavy-duty stainless steel
- Heat lamps (bulbs not included)
- Vertical discharge
- Internal, in-line and remote blower options

## Accessories

DESCRIPTION	NUMBER	MSRP
<b>Internal Blower</b>		
300 CFM**	814419	\$480
400 CFM**	829154	\$570
600 CFM	814421	\$660
800 CFM	829155	\$835
1200 CFM	814423	\$1,010
<b>In-line Blower</b>		
600 CFM	808331	\$595
1100 CFM	808332	\$895
<b>Remote Blower</b>		
600 CFM	801640	\$710
900 CFM	801641	\$895
1500 CFM	804701	\$1,250
Horizontal Discharge Kit	822168	\$105
<b>Backsplash</b>		
48" x 38" Backsplash	810428	\$530
Backsplash with Racks	810435	\$1,100
<b>Duct Cover</b>		
6" (152) Duct Cover	810713	\$615
12" (305) Duct Cover	810720	\$685
18" (457) Duct Cover	810727	\$755
24" (610) Duct Cover	810734	\$830
30" (762) Duct Cover	813972	\$905
36" (914) Duct Cover	827874	\$985
Make-Up Air Damper	820071	\$395

\*\*For make-up air restricted applications, capture and performance may be reduced.



## 54" Pro Wall Hood

### 24" Deep Hood

MODEL	MSRP
PW542418*	\$2,835

\*Blower required.

#### SPECIFICATIONS

Overall Dimensions	54"W (1372) x 18"H (457) x 24"D (610)
Discharge	Transition to 10" (254) round included
Shipping Weight	106 lbs (48 kg)

#### FEATURES

- Heavy-duty stainless steel
- Vertical discharge
- Horizontal discharge kit available
- Internal, in-line and remote blower options

### 27" Deep Hood

MODEL	MSRP
PW542718*	\$2,910

\*Blower required.

#### SPECIFICATIONS

Overall Dimensions	54"W (1372) x 18"H (457) x 27"D (686)
Discharge	Transition to 10" (254) round included
Shipping Weight	108 lbs (49 kg)

#### FEATURES

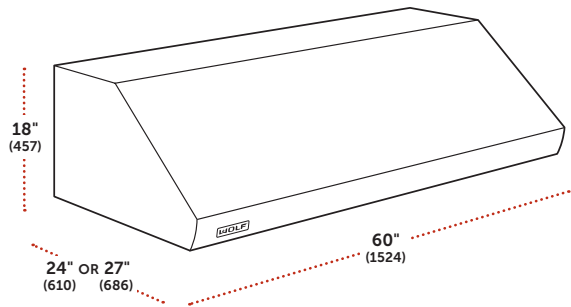
- Heavy-duty stainless steel
- Heat lamps (bulbs not included)
- Vertical discharge
- Internal, in-line and remote blower options

## Accessories

DESCRIPTION	NUMBER	MSRP
<b>Internal Blower</b>		
300 CFM**	814419	\$480
400 CFM**	829154	\$570
600 CFM	814421	\$660
800 CFM	829155	\$835
1200 CFM	814423	\$1,010
<b>In-line Blower</b>		
600 CFM	808331	\$595
1100 CFM	808332	\$895
<b>Remote Blower</b>		
600 CFM	801640	\$710
900 CFM	801641	\$895
1500 CFM	804701	\$1,250
Horizontal Discharge Kit	822169	\$120
<b>Backsplash</b>		
54" x 38" Backsplash	810429	\$555
Backsplash with Racks	810436	\$1,175
<b>Duct Cover</b>		
6" (152) Duct Cover	810714	\$655
12" (305) Duct Cover	810721	\$710
18" (457) Duct Cover	810728	\$785
24" (610) Duct Cover	810735	\$870
30" (762) Duct Cover	813973	\$940
36" (914) Duct Cover	827875	\$1,015
Make-Up Air Damper	820071	\$395

\*\*For make-up air restricted applications, capture and performance may be reduced.





## 60" Pro Wall Hood

### 24" Deep Hood

MODEL	MSRP
PW602418*	\$2,985

\*Blower required.

#### SPECIFICATIONS

Overall Dimensions	60"W (1524) x 18"H (457) x 24"D (610)
Discharge	Transition to 10" (254) round included
Shipping Weight	116 lbs (53 kg)

#### FEATURES

- Heavy-duty stainless steel
- Vertical discharge
- Horizontal discharge kit available
- Internal, in-line and remote blower options

### 27" Deep Hood

MODEL	MSRP
PW602718*	\$3,060

\*Blower required.

#### SPECIFICATIONS

Overall Dimensions	60"W (1524) x 18"H (457) x 27"D (686)
Discharge	Transition to 10" (254) round included
Shipping Weight	118 lbs (54 kg)

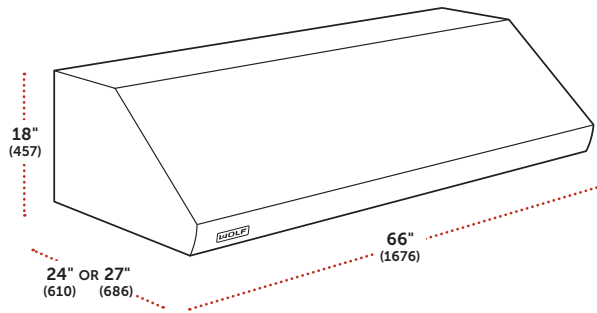
#### FEATURES

- Heavy-duty stainless steel
- Heat lamps (bulbs not included)
- Vertical discharge
- Internal, in-line and remote blower options

## Accessories

DESCRIPTION	NUMBER	MSRP
<b>Internal Blower</b>		
300 CFM**	814419	\$480
400 CFM**	829154	\$570
600 CFM	814421	\$660
800 CFM	829155	\$835
1200 CFM	814423	\$1,010
<b>In-line Blower</b>		
600 CFM	808331	\$595
1100 CFM	808332	\$895
<b>Remote Blower</b>		
600 CFM	801640	\$710
900 CFM	801641	\$895
1500 CFM	804701	\$1,250
Horizontal Discharge Kit	822170	\$120
<b>Backsplash</b>		
60" x 38" Backsplash	810430	\$585
Backsplash with Racks	810437	\$1,255
<b>Duct Cover</b>		
6" (152) Duct Cover	810715	\$685
12" (305) Duct Cover	810722	\$755
18" (457) Duct Cover	810729	\$815
24" (610) Duct Cover	810736	\$895
30" (762) Duct Cover	813974	\$980
36" (914) Duct Cover	827876	\$1,055
Make-Up Air Damper	820071	\$395

\*\*For make-up air restricted applications, capture and performance may be reduced.



## 66" Pro Wall Hood

### 24" Deep Hood

MODEL	MSRP
PW662418*	\$3,135

\*Blower required.

#### SPECIFICATIONS

Overall Dimensions	66"W (1676) x 18"H (457) x 24"D (610)
Discharge	Transition to 10" (254) round included
Shipping Weight	126 lbs (57 kg)

#### FEATURES

- Heavy-duty stainless steel
- Vertical discharge
- Horizontal discharge kit available
- Internal, in-line and remote blower options

### 27" Deep Hood

MODEL	MSRP
PW662718*	\$3,210

\*Blower required.

#### SPECIFICATIONS

Overall Dimensions	66"W (1676) x 18"H (457) x 27"D (686)
Discharge	Transition to 10" (254) round included
Shipping Weight	128 lbs (58 kg)

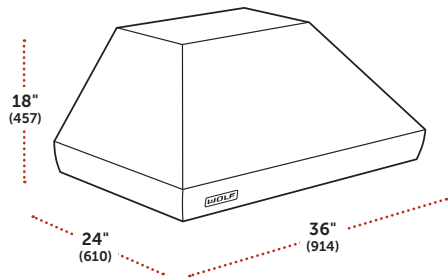
#### FEATURES

- Heavy-duty stainless steel
- Heat lamps (bulbs not included)
- Vertical discharge
- Internal, in-line and remote blower options

## Accessories

DESCRIPTION	NUMBER	MSRP
<b>Internal Blower</b>		
300 CFM**	814419	\$480
400 CFM**	829154	\$570
600 CFM	814421	\$660
800 CFM	829155	\$835
1200 CFM	814423	\$1,010
<b>In-line Blower</b>		
600 CFM	808331	\$595
1100 CFM	808332	\$895
<b>Remote Blower</b>		
600 CFM	801640	\$710
900 CFM	801641	\$895
1500 CFM	804701	\$1,250
Horizontal Discharge Kit	822171	\$185
<b>Backsplash</b>		
66" x 38" Backsplash	810431	\$620
Backsplash with Racks	810438	\$1,355
<b>Duct Cover</b>		
6" (152) Duct Cover	810716	\$710
12" (305) Duct Cover	810723	\$785
18" (457) Duct Cover	810730	\$860
24" (610) Duct Cover	810737	\$925
30" (762) Duct Cover	813975	\$1,005
36" (914) Duct Cover	827877	\$1,085
Make-Up Air Damper	820071	\$395

\*\*For make-up air restricted applications, capture and performance may be reduced.



36" Pro Wall Chimney Hood

MODEL	MSRP
PWC362418*	\$2,985

\*Blower required.

SPECIFICATIONS

Overall Dimensions	36"W (914) x 18"H (457) x 24"D (610)
Discharge	Transition to 10" (254) round included
Shipping Weight	78 lbs (35 kg)

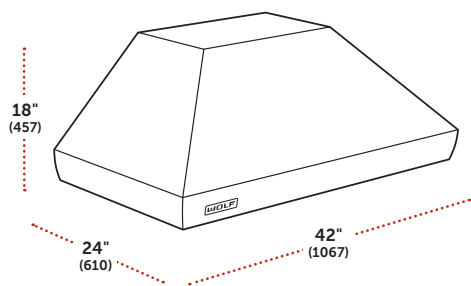
FEATURES

- Heavy-duty stainless steel
- Vertical discharge
- Internal, in-line and remote blower options

Accessories

DESCRIPTION	NUMBER	MSRP
<b>Internal Blower</b>		
300 CFM**	814419	\$480
400 CFM**	829154	\$570
600 CFM	814421	\$660
800 CFM	829155	\$835
1200 CFM	814423	\$1,010
<b>In-line Blower</b>		
600 CFM	808331	\$595
1100 CFM	808332	\$895
<b>Remote Blower</b>		
600 CFM	801640	\$710
900 CFM	801641	\$895
1500 CFM	804701	\$1,250
<b>Backsplash</b>		
36" x 38" Backsplash	810426	\$420
Backsplash with Racks	810433	\$880
<b>Duct Cover</b>		
6" (152) Duct Cover	811020	\$575
12" (305) Duct Cover	811024	\$635
18" (457) Duct Cover	811028	\$700
24" (610) Duct Cover	811032	\$785
30" (762) Duct Cover	826902	\$870
36" (914) Duct Cover	827878	\$940
Make-Up Air Damper	820071	\$395

\*\*For make-up air restricted applications, capture and performance may be reduced.



## 42" Pro Wall Chimney Hood

MODEL	MSRP
PWC422418*	\$3,105

\*Blower required.

### SPECIFICATIONS

Overall Dimensions	42"W (1067) x 18"H (457) x 24"D (610)
Discharge	Transition to 10" (254) round included
Shipping Weight	86 lbs (37 kg)

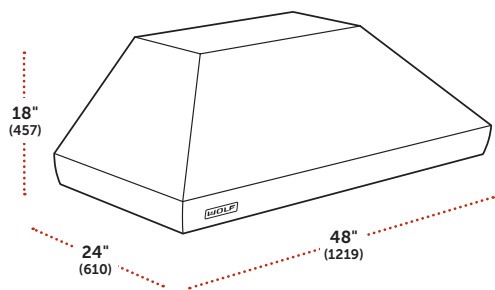
### FEATURES

- Heavy-duty stainless steel
- Vertical discharge
- Internal, in-line and remote blower options

## Accessories

DESCRIPTION	NUMBER	MSRP
<b>Internal Blower</b>		
300 CFM**	814419	\$480
400 CFM**	829154	\$570
600 CFM	814421	\$660
800 CFM	829155	\$835
1200 CFM	814423	\$1,010
<b>In-line Blower</b>		
600 CFM	808331	\$595
1100 CFM	808332	\$895
<b>Remote Blower</b>		
600 CFM	801640	\$710
900 CFM	801641	\$895
1500 CFM	804701	\$1,250
<b>Backsplash</b>		
42" x 38" Backsplash	810427	\$455
Backsplash with Racks	810434	\$1,000
<b>Duct Cover</b>		
6" (152) Duct Cover	811021	\$595
12" (305) Duct Cover	811025	\$665
18" (457) Duct Cover	811029	\$725
24" (610) Duct Cover	811033	\$805
30" (762) Duct Cover	826903	\$890
36" (914) Duct Cover	827879	\$970
Make-Up Air Damper	820071	\$395

\*\*For make-up air restricted applications, capture and performance may be reduced.



48" Pro Wall Chimney Hood

MODEL	MSRP
PWC482418*	\$3,225

\*Blower required.

SPECIFICATIONS

Overall Dimensions	48"W (1219) x 18"H (457) x 24"D (610)
Discharge	Transition to 10" (254) round included
Shipping Weight	94 lbs (43 kg)

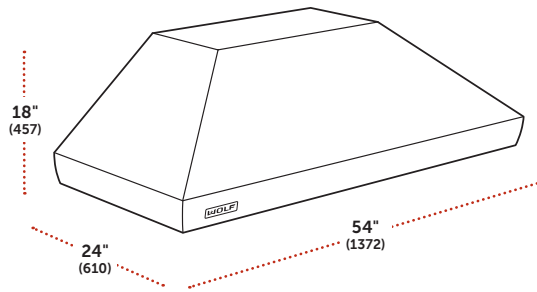
FEATURES

- Heavy-duty stainless steel
- Vertical discharge
- Internal, in-line and remote blower options

Accessories

DESCRIPTION	NUMBER	MSRP
<b>Internal Blower</b>		
300 CFM**	814419	\$480
400 CFM**	829154	\$570
600 CFM	814421	\$660
800 CFM	829155	\$835
1200 CFM	814423	\$1,010
<b>In-line Blower</b>		
600 CFM	808331	\$595
1100 CFM	808332	\$895
<b>Remote Blower</b>		
600 CFM	801640	\$710
900 CFM	801641	\$895
1500 CFM	804701	\$1,250
<b>Backsplash</b>		
48" x 38" Backsplash	810428	\$530
Backsplash with Racks	810435	\$1,100
<b>Duct Cover</b>		
6" (152) Duct Cover	811022	\$615
12" (305) Duct Cover	811026	\$685
18" (457) Duct Cover	811030	\$755
24" (610) Duct Cover	811034	\$830
30" (762) Duct Cover	826904	\$905
36" (914) Duct Cover	827880	\$985
Make-Up Air Damper	820071	\$395

\*\*For make-up air restricted applications, capture and performance may be reduced.



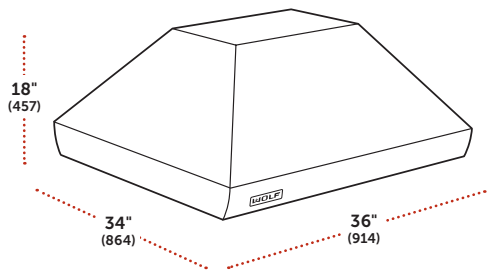
## 54" Pro Wall Chimney Hood

MODEL	MSRP
PWC542418*	\$3,345
*Blower required.	
<b>SPECIFICATIONS</b>	
Overall Dimensions	54"W (1372) x 18"H (457) x 24"D (610)
Discharge	Transition to 10" (254) round included
Shipping Weight	106 lbs (48 kg)
<b>FEATURES</b>	
<ul style="list-style-type: none"><li>- Heavy-duty stainless steel</li><li>- Vertical discharge</li><li>- Internal, in-line and remote blower options</li></ul>	

## Accessories

DESCRIPTION	NUMBER	MSRP
<b>Internal Blower</b>		
300 CFM**	814419	\$480
400 CFM**	829154	\$570
600 CFM	814421	\$660
800 CFM	829155	\$835
1200 CFM	814423	\$1,010
<b>In-line Blower</b>		
600 CFM	808331	\$595
1100 CFM	808332	\$895
<b>Remote Blower</b>		
600 CFM	801640	\$710
900 CFM	801641	\$895
1500 CFM	804701	\$1,250
<b>Backsplash</b>		
54" x 38" Backsplash	810429	\$555
Backsplash with Racks	810436	\$1,175
<b>Duct Cover</b>		
6" (152) Duct Cover	811023	\$655
12" (305) Duct Cover	811027	\$710
18" (457) Duct Cover	811031	\$785
24" (610) Duct Cover	811035	\$870
30" (762) Duct Cover	826905	\$940
36" (914) Duct Cover	827881	\$1,015
Make-Up Air Damper	820071	\$395

\*\*For make-up air restricted applications, capture and performance may be reduced.



## 36" Pro Island Hood

MODEL	MSRP
PI363418*	\$3,840

\*Blower required.

### SPECIFICATIONS

Overall Dimensions	36"W (914) x 18"H (457) x 34"D (864)
Discharge	Transition to 10" (254) round included
Shipping Weight	95 lbs (43 kg)

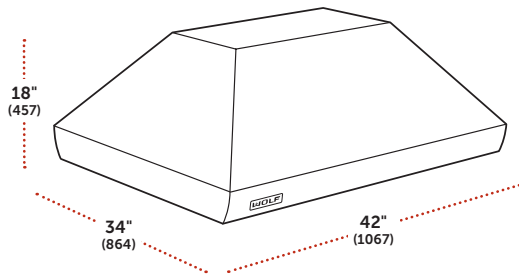
### FEATURES

- Heavy-duty stainless steel
- Vertical discharge
- Internal, in-line and remote blower options

## Accessories

DESCRIPTION	NUMBER	MSRP
<b>Internal Blower</b>		
300 CFM**	814419	\$480
400 CFM**	829154	\$570
600 CFM	814421	\$660
800 CFM	829155	\$835
1200 CFM	814423	\$1,010
<b>In-line Blower</b>		
600 CFM	808331	\$595
1100 CFM	808332	\$895
<b>Remote Blower</b>		
600 CFM	801640	\$710
900 CFM	801641	\$895
1500 CFM	804701	\$1,250
<b>Duct Cover</b>		
6" (152) Duct Cover	811609	\$575
12" (305) Duct Cover	811613	\$635
18" (457) Duct Cover	811617	\$700
24" (610) Duct Cover	811621	\$785
30" (762) Duct Cover	826898	\$870
36" (914) Duct Cover	827882	\$940
Make-Up Air Damper	820071	\$395

\*\*For make-up air restricted applications, capture and performance may be reduced.



## 42" Pro Island Hood

MODEL	MSRP
PI423418*	\$3,990

\*Blower required.

### SPECIFICATIONS

Overall Dimensions	42"W (1067) x 18"H (457) x 34"D (864)
Discharge	Transition to 10" (254) round included
Shipping Weight	103 lbs (47 kg)

### FEATURES

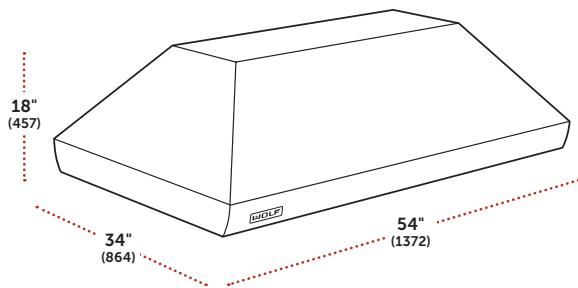
- Heavy-duty stainless steel
- Vertical discharge
- Internal, in-line and remote blower options

## Accessories

DESCRIPTION	NUMBER	MSRP
<b>Internal Blower</b>		
300 CFM**	814419	\$480
400 CFM**	829154	\$570
600 CFM	814421	\$660
800 CFM	829155	\$835
1200 CFM	814423	\$1,010
<b>In-line Blower</b>		
600 CFM	808331	\$595
1100 CFM	808332	\$895
<b>Remote Blower</b>		
600 CFM	801640	\$710
900 CFM	801641	\$895
1500 CFM	804701	\$1,250
<b>Duct Cover</b>		
6" (152) Duct Cover	811610	\$595
12" (305) Duct Cover	811614	\$665
18" (457) Duct Cover	811618	\$725
24" (610) Duct Cover	811622	\$805
30" (762) Duct Cover	826899	\$890
36" (914) Duct Cover	827883	\$970
Make-Up Air Damper	820071	\$395

\*\*For make-up air restricted applications, capture and performance may be reduced.





## 54" Pro Island Hood

MODEL	MSRP
PI543418*	\$4,290

\*Blower required.

### SPECIFICATIONS

Overall Dimensions	54"W (1372) x 18"H (457) x 34"D (864)
Discharge	Transition to 10" (254) round included
Shipping Weight	128 lbs (58 kg)

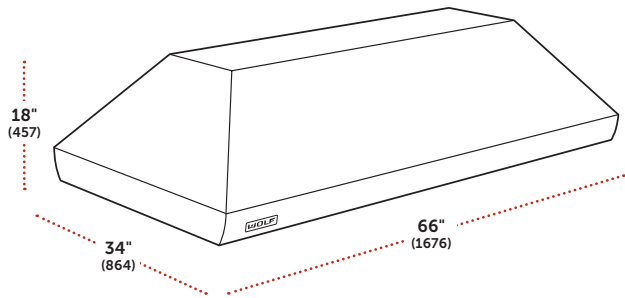
### FEATURES

- Heavy-duty stainless steel
- Vertical discharge
- Internal, in-line and remote blower options

## Accessories

DESCRIPTION	NUMBER	MSRP
<b>Internal Blower</b>		
300 CFM**	814419	\$480
400 CFM**	829154	\$570
600 CFM	814421	\$660
800 CFM	829155	\$835
1200 CFM	814423	\$1,010
<b>In-line Blower</b>		
600 CFM	808331	\$595
1100 CFM	808332	\$895
<b>Remote Blower</b>		
600 CFM	801640	\$710
900 CFM	801641	\$895
1500 CFM	804701	\$1,250
<b>Duct Cover</b>		
6" (152) Duct Cover	811611	\$655
12" (305) Duct Cover	811615	\$710
18" (457) Duct Cover	811619	\$785
24" (610) Duct Cover	811623	\$870
30" (762) Duct Cover	826900	\$940
36" (914) Duct Cover	827884	\$1,015
Make-Up Air Damper	820071	\$395

\*\*For make-up air restricted applications, capture and performance may be reduced.



## 66" Pro Island Hood

MODEL	MSRP
PI663418*	\$4,590

\*Blower required.

### SPECIFICATIONS

Overall Dimensions	66"W (1676) x 18"H (457) x 34"D (864)
Discharge	Transition to 10" (254) round included
Shipping Weight	168 lbs (76 kg)

### FEATURES

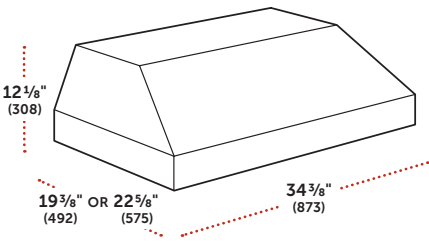
- Heavy-duty stainless steel
- Vertical discharge
- Internal, in-line and remote blower options

## Accessories

DESCRIPTION	NUMBER	MSRP
<b>Internal Blower</b>		
300 CFM**	814419	\$480
400 CFM**	829154	\$570
600 CFM	814421	\$660
800 CFM	829155	\$835
1200 CFM	814423	\$1,010
<b>In-line Blower</b>		
600 CFM	808331	\$595
1100 CFM	808332	\$895
<b>Remote Blower</b>		
600 CFM	801640	\$710
900 CFM	801641	\$895
1500 CFM	804701	\$1,250
<b>Duct Cover</b>		
6" (152) Duct Cover	811612	\$710
12" (305) Duct Cover	811616	\$785
18" (457) Duct Cover	811620	\$860
24" (610) Duct Cover	811624	\$925
30" (762) Duct Cover	826901	\$1,005
36" (914) Duct Cover	827885	\$1,085
Make-Up Air Damper	820071	\$395

\*\*For make-up air restricted applications, capture and performance may be reduced.

# Pro Ventilation



## 36" Pro Hood Liner

### 19" Deep Liner

MODEL	MSRP
PL341912*	\$1,385

\*Blower required.

#### SPECIFICATIONS

Overall Dimensions	34 3/8"W (873) x 12 1/8"H (308) x 19 3/8"D (492)
Discharge	Transition to 10" (254) round included
Shipping Weight	45 lbs (20 kg)

#### FEATURES

- Stainless steel enclosed liner
- Accommodates 36" custom hood treatments
- Vertical discharge
- Internal, in-line and remote blower options

### 22" Deep Liner

MODEL	MSRP
PL342212*	\$1,385

\*Blower required.

#### SPECIFICATIONS

Overall Dimensions	34 3/8"W (873) x 12 1/8"H (308) x 22 5/8"D (575)
Discharge	Transition to 10" (254) round included
Shipping Weight	45 lbs (20 kg)

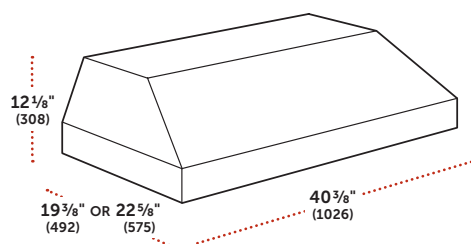
#### FEATURES

- Stainless steel enclosed liner
- Accommodates 36" custom hood treatments
- Vertical discharge
- Internal, in-line and remote blower options

## Accessories

DESCRIPTION	NUMBER	MSRP
<b>Internal Blower</b>		
300 CFM**	814419	\$480
400 CFM**	829154	\$570
600 CFM	814421	\$660
800 CFM	829155	\$835
1200 CFM	814423	\$1,010
<b>In-line Blower</b>		
600 CFM	808331	\$595
1100 CFM	808332	\$895
<b>Remote Blower</b>		
600 CFM	801640	\$710
900 CFM	801641	\$895
1500 CFM	804701	\$1,250
Make-Up Air Damper	820071	\$395

\*\*For make-up air restricted applications, capture and performance may be reduced.



## 42" Pro Hood Liner

### 19" Deep Liner

MODEL	MSRP
PL401912*	\$1,445

\*Blower required.

#### SPECIFICATIONS

Overall Dimensions	40 3/8"W (1026) x 12 1/8"H (308) x 19 3/8"D (492)
Discharge	Transition to 10" (254) round included
Shipping Weight	50 lbs (23 kg)

#### FEATURES

- Stainless steel enclosed liner
- Accommodates 42" custom hood treatments
- Vertical discharge
- Internal, in-line and remote blower options

### 22" Deep Liner

MODEL	MSRP
PL402212*	\$1,445

\*Blower required.

#### SPECIFICATIONS

Overall Dimensions	40 3/8"W (1026) x 12 1/8"H (308) x 22 5/8"D (575)
Discharge	Transition to 10" (254) round included
Shipping Weight	50 lbs (23 kg)

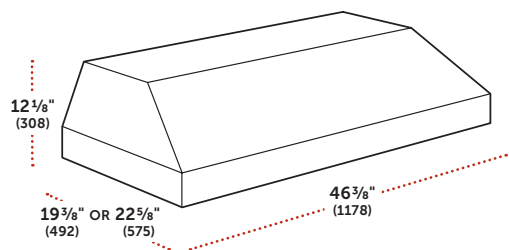
#### FEATURES

- Stainless steel enclosed liner
- Accommodates 42" custom hood treatments
- Vertical discharge
- Internal, in-line and remote blower options

## Accessories

DESCRIPTION	NUMBER	MSRP
<b>Internal Blower</b>		
300 CFM**	814419	\$480
400 CFM**	829154	\$570
600 CFM	814421	\$660
800 CFM	829155	\$835
1200 CFM	814423	\$1,010
<b>In-line Blower</b>		
600 CFM	808331	\$595
1100 CFM	808332	\$895
<b>Remote Blower</b>		
600 CFM	801640	\$710
900 CFM	801641	\$895
1500 CFM	804701	\$1,250
Make-Up Air Damper	820071	\$395

\*\*For make-up air restricted applications, capture and performance may be reduced.



## 48" Pro Hood Liner

### 19" Deep Liner

MODEL	MSRP
PL461912*	\$1,505

\*Blower required.

#### SPECIFICATIONS

Overall Dimensions	46 3/8"W (1178) x 12 1/8"H (308) x 19 3/8"D (492)
Discharge	Transition to 10" (254) round included
Shipping Weight	60 lbs (27 kg)

#### FEATURES

- Stainless steel enclosed liner
- Accommodates 48" custom hood treatments
- Vertical discharge
- Internal, in-line and remote blower options

### 22" Deep Liner

MODEL	MSRP
PL462212*	\$1,505

\*Blower required.

#### SPECIFICATIONS

Overall Dimensions	46 3/8"W (1026) x 12 1/8"H (308) x 22 5/8"D (575)
Discharge	Transition to 10" (254) round included
Shipping Weight	60 lbs (27 kg)

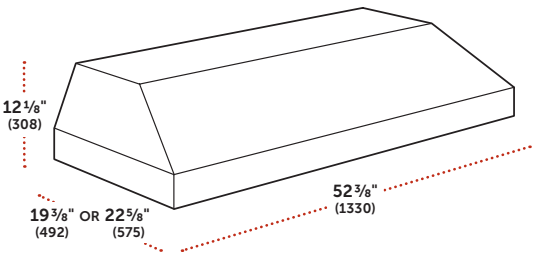
#### FEATURES

- Stainless steel enclosed liner
- Accommodates 48" custom hood treatments
- Vertical discharge
- Internal, in-line and remote blower options

## Accessories

DESCRIPTION	NUMBER	MSRP
<b>Internal Blower</b>		
300 CFM**	814419	\$480
400 CFM**	829154	\$570
600 CFM	814421	\$660
800 CFM	829155	\$835
1200 CFM	814423	\$1,010
<b>In-line Blower</b>		
600 CFM	808331	\$595
1100 CFM	808332	\$895
<b>Remote Blower</b>		
600 CFM	801640	\$710
900 CFM	801641	\$895
1500 CFM	804701	\$1,250
Make-Up Air Damper	820071	\$395

\*\*For make-up air restricted applications, capture and performance may be reduced.



## 54" Pro Hood Liner

### 19" Deep Liner

MODEL	MSRP
PL521912*	\$1,565

\*Blower required.

#### SPECIFICATIONS

Overall Dimensions	52 3/8"W (1330) x 12 1/8"H (308) x 19 3/8"D (492)
Discharge	Transition to 10" (254) round included
Shipping Weight	75 lbs (34 kg)

#### FEATURES

- Stainless steel enclosed liner
- Accommodates 54" custom hood treatments
- Vertical discharge
- Internal, in-line and remote blower options

### 22" Deep Liner

MODEL	MSRP
PL522212*	\$1,565

\*Blower required.

#### SPECIFICATIONS

Overall Dimensions	52 3/8"W (1026) x 12 1/8"H (308) x 22 5/8"D (575)
Discharge	Transition to 10" (254) round included
Shipping Weight	75 lbs (34 kg)

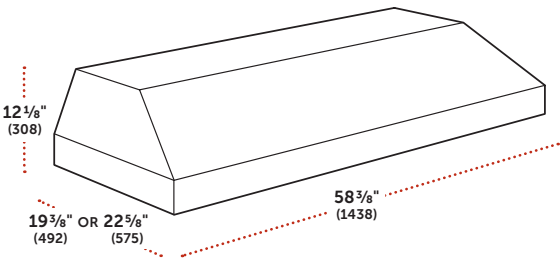
#### FEATURES

- Stainless steel enclosed liner
- Accommodates 54" custom hood treatments
- Vertical discharge
- Internal, in-line and remote blower options

## Accessories

DESCRIPTION	NUMBER	MSRP
<b>Internal Blower</b>		
300 CFM**	814419	\$480
400 CFM**	829154	\$570
600 CFM	814421	\$660
800 CFM	829155	\$835
1200 CFM	814423	\$1,010
<b>In-line Blower</b>		
600 CFM	808331	\$595
1100 CFM	808332	\$895
<b>Remote Blower</b>		
600 CFM	801640	\$710
900 CFM	801641	\$895
1500 CFM	804701	\$1,250
Make-Up Air Damper	820071	\$395

\*\*For make-up air restricted applications, capture and performance may be reduced.



## 60" Pro Hood Liner

### 19" Deep Liner

MODEL	MSRP
PL581912*	\$1,625

\*Blower required.

#### SPECIFICATIONS

Overall Dimensions	58 3/8"W (1483) x 12 1/8"H (308) x 19 3/8"D (492)
Discharge	Transition to 10" (254) round included
Shipping Weight	80 lbs (36 kg)

#### FEATURES

- Stainless steel enclosed liner
- Accommodates 60" custom hood treatments
- Vertical discharge
- Internal, in-line and remote blower options

### 22" Deep Liner

MODEL	MSRP
PL582212*	\$1,625

\*Blower required.

#### SPECIFICATIONS

Overall Dimensions	58 3/8"W (1483) x 12 1/8"H (308) x 22 5/8"D (575)
Discharge	Transition to 10" (254) round included
Shipping Weight	80 lbs (36 kg)

#### FEATURES

- Stainless steel enclosed liner
- Accommodates 60" custom hood treatments
- Vertical discharge
- Internal, in-line and remote blower options

## Accessories

DESCRIPTION	NUMBER	MSRP
<b>Internal Blower</b>		
300 CFM**	814419	\$480
400 CFM**	829154	\$570
600 CFM	814421	\$660
800 CFM	829155	\$835
1200 CFM	814423	\$1,010
<b>In-line Blower</b>		
600 CFM	808331	\$595
1100 CFM	808332	\$895
<b>Remote Blower</b>		
600 CFM	801640	\$710
900 CFM	801641	\$895
1500 CFM	804701	\$1,250
Make-Up Air Damper	820071	\$395

\*\*For make-up air restricted applications, capture and performance may be reduced.

## Wolf Appliance Residential Limited Warranty

### FOR RESIDENTIAL USE

#### FULL TWO YEAR WARRANTY\*

For two years from the date of original installation, this Wolf Appliance product warranty covers all parts and labor to repair or replace, under normal residential use, any part of the product that proves to be defective in materials or workmanship. All service provided by Wolf Appliance under the above warranty must be performed by Wolf Factory Certified Service, unless otherwise specified by Wolf Appliance, Inc. Service will be provided during normal business hours.

#### LIMITED FIVE YEAR WARRANTY

For five years from the date of original installation, Wolf Appliance will repair or replace the following parts that prove to be defective in materials or workmanship: gas burners (excludes appearance), electric heating elements, blower motors (ventilation hoods), electronic control boards, magnetron tubes and induction generators. If the owner uses Wolf Factory Certified Service, the service provider will repair or replace these parts with the owner paying for all other costs, including labor. If the owner uses non-certified service, the owner must contact Wolf Appliance, Inc. (using the information below) to receive repaired or replacement parts. Wolf Appliance will not reimburse the owner for parts purchased from non-certified service or other sources.

#### TERMS APPLICABLE TO EACH WARRANTY

The warranty applies only to products installed for normal residential use. The warranty applies only to products installed in any one of the fifty states of the United States, the District of Columbia or the ten provinces of Canada. This warranty does not cover any parts or labor to correct any defect caused by negligence, accident or improper use, maintenance, installation, service or repair.

THE REMEDIES DESCRIBED ABOVE FOR EACH WARRANTY ARE THE ONLY ONES THAT WOLF APPLIANCE, INC. WILL PROVIDE, EITHER UNDER THIS WARRANTY OR UNDER ANY WARRANTY ARISING BY OPERATION OF LAW. WOLF APPLIANCE, INC. WILL NOT BE RESPONSIBLE FOR ANY CONSEQUENTIAL OR INCIDENTAL DAMAGES ARISING FROM THE BREACH OF THIS WARRANTY OR ANY OTHER WARRANTY, WHETHER EXPRESS, IMPLIED OR STATUTORY.

Some states do not allow the exclusion or limitation of incidental or consequential damages, so the above limitation or exclusion may not apply to you. This warranty gives you specific legal rights and you may also have other legal rights that vary from state to state.

To receive parts and/or service and the name of Wolf Factory Certified Service nearest you, contact Wolf Appliance, Inc., P.O. Box 44848, Madison, WI 53744; check the Product Support section of our website, [wolfappliance.com](http://wolfappliance.com), email us at [customerservice@subzero.com](mailto:customerservice@subzero.com) or call 800-222-7820.

\*Stainless steel (doors, panels, handles, product frames and interior surfaces) are covered by a limited 60-day parts and labor warranty for cosmetic defects.

\*Replacement filters for ventilation hood recirculating kits are not covered by the product warranty.





## Wolf Appliance Outdoor Limited Warranty\*

### FOR RESIDENTIAL USE

#### FULL ONE YEAR WARRANTY\*\*

For one year from the date of original installation, this Wolf Appliance product warranty covers all parts and labor to repair or replace, under normal residential use, any part of the product that proves to be defective in materials or workmanship. All service provided by Wolf Appliance under the above warranty must be performed by Wolf Factory Certified Service, unless otherwise specified by Wolf Appliance, Inc. Service will be provided during normal business hours.

#### LIMITED FIVE YEAR WARRANTY

For five years from the date of original installation, Wolf Appliance will repair or replace the following parts that prove to be defective in materials or workmanship: stainless steel briquette trays, gas valves, drip pans, electronic control boards and electric heating elements. If the owner uses Wolf Factory Certified Service, the service provider will repair or replace these parts with the owner paying for all other costs, including labor. If the owner uses non-certified service, the owner must contact Wolf Appliance, Inc. (using the information below) to receive repaired or replacement parts. Wolf Appliance will not reimburse the owner for parts purchased from non-certified service or other sources.

#### LIMITED LIFETIME WARRANTY

For the life of the product, Wolf Appliance will repair or replace the following parts that prove to be defective in materials or workmanship: all stainless steel components (excludes surface corrosion, scratches, discoloration, weather and atmospheric related staining and minor surface rust and oxidation). If the owner uses Wolf Factory Certified Service, the service provider will repair or replace these parts with the owner paying for all other costs, including labor. If the owner uses non-certified service, the owner must contact Wolf Appliance, Inc. (using the information below) to receive repaired or replacement parts. Wolf Appliance will not reimburse the owner for parts purchased from non-certified service or other sources.

#### TERMS APPLICABLE TO EACH WARRANTY

The warranty applies only to products installed for normal residential use. The warranty applies only to products installed in any one of the fifty states of the United States, the District of Columbia or the ten provinces of Canada. This warranty does not cover any parts or labor to correct any defect caused by negligence, accident or improper use, maintenance, installation, service or repair.

THE REMEDIES DESCRIBED ABOVE FOR EACH WARRANTY ARE THE ONLY ONES THAT WOLF APPLIANCE, INC. WILL PROVIDE, EITHER UNDER THIS WARRANTY OR UNDER ANY WARRANTY ARISING BY OPERATION OF LAW. WOLF APPLIANCE, INC. WILL NOT BE RESPONSIBLE FOR ANY CONSEQUENTIAL OR INCIDENTAL DAMAGES ARISING FROM THE BREACH OF THIS WARRANTY OR ANY OTHER WARRANTY, WHETHER EXPRESS, IMPLIED OR STATUTORY.

Some states do not allow the exclusion or limitation of incidental or consequential damages, so the above limitation or exclusion may not apply to you. This warranty gives you specific legal rights and you may also have other legal rights that vary from state to state.

To receive parts and/or service and the name of Wolf Factory Certified Service nearest you, contact Wolf Appliance, Inc., P.O. Box 44848, Madison, WI 53744; check the Product Support section of our website, [wolfappliance.com](http://wolfappliance.com), email us at [customerservice@subzero.com](mailto:customerservice@subzero.com) or call 800-222-7820.

\*Product must be approved for outdoor use, designated by model and serial number.

\*\*Stainless steel (doors, panels, handles, product frames and interior surfaces) are covered by a limited 60-day parts and labor warranty for cosmetic defects.



### Wolf Appliance Display Products Limited Warranty\*

#### FOR RESIDENTIAL USE

#### FULL ONE YEAR WARRANTY\*\*

For one year from the date of original installation, this Wolf Appliance product warranty covers all parts and labor to repair or replace, under normal residential use, any part of the product that proves to be defective in materials or workmanship. All service provided by Wolf Appliance under the above warranty must be performed by Wolf Factory Certified Service, unless otherwise specified by Wolf Appliance, Inc. Service will be provided during normal business hours.

#### TERMS APPLICABLE TO EACH WARRANTY

The warranty applies only to products installed for normal residential use. The warranty applies only to products installed in any one of the fifty states of the United States, the District of Columbia or the ten provinces of Canada. This warranty does not cover any parts or labor to correct any defect caused by negligence, accident or improper use, maintenance, installation, service or repair.

THE REMEDIES DESCRIBED ABOVE FOR EACH WARRANTY ARE THE ONLY ONES THAT WOLF APPLIANCE, INC. WILL PROVIDE, EITHER UNDER THIS WARRANTY OR UNDER ANY WARRANTY ARISING BY OPERATION OF LAW. WOLF APPLIANCE, INC. WILL NOT BE RESPONSIBLE FOR ANY CONSEQUENTIAL OR INCIDENTAL DAMAGES ARISING FROM THE BREACH OF THIS WARRANTY OR ANY OTHER WARRANTY, WHETHER EXPRESS, IMPLIED OR STATUTORY.

Some states do not allow the exclusion or limitation of incidental or consequential damages, so the above limitation or exclusion may not apply to you. This warranty gives you specific legal rights and you may also have other legal rights that vary from state to state.

To receive parts and/or service and the name of Wolf Factory Certified Service nearest you, contact Wolf Appliance, Inc., P.O. Box 44848, Madison, WI 53744; check the Product Support section of our website, [wolfappliance.com](http://wolfappliance.com), email us at [customerservice@subzero.com](mailto:customerservice@subzero.com) or call 800-222-7820.

\*Display products sold more than three years from the invoice date.

\*\*Stainless steel (doors, panels, handles, product frames and interior surfaces) are covered by a limited 60-day parts and labor warranty for cosmetic defects.

\*\*Replacement filters for ventilation hood recirculating kits are not covered by the product warranty.



## Wolf Appliance Non-Residential Limited Warranty

### FOR NON-RESIDENTIAL USE

#### SPECIAL APPLICATION

This warranty is designed specifically to cover products installed in demonstration kitchens, test kitchens, culinary and school kitchens and other similar installations that will help promote the Wolf Appliance brand and its products. Restaurant installations and other similar commercial applications are excluded and do not have applicable warranty.

#### FULL TWO YEAR WARRANTY\*

For two years from the date of original installation, this Wolf Appliance product warranty covers all parts and labor to repair or replace, under normal residential use, any part of the product that proves to be defective in materials or workmanship. All service provided by Wolf Appliance under the above warranty must be performed by Wolf Factory Certified Service, unless otherwise specified by Wolf Appliance, Inc. Service will be provided during normal business hours.

#### TERMS APPLICABLE TO EACH WARRANTY

The warranty applies only to products installed in any one of the fifty states of the United States, the District of Columbia or the ten provinces of Canada. This warranty does not cover any parts or labor to correct any defect caused by negligence, accident or improper use, maintenance, installation, service or repair.

THE REMEDIES DESCRIBED ABOVE FOR EACH WARRANTY ARE THE ONLY ONES THAT WOLF APPLIANCE, INC. WILL PROVIDE, EITHER UNDER THIS WARRANTY OR UNDER ANY WARRANTY ARISING BY OPERATION OF LAW. WOLF APPLIANCE, INC. WILL NOT BE RESPONSIBLE FOR ANY CONSEQUENTIAL OR INCIDENTAL DAMAGES ARISING FROM THE BREACH OF THIS WARRANTY OR ANY OTHER WARRANTY, WHETHER EXPRESS, IMPLIED OR STATUTORY.

Some states do not allow the exclusion or limitation of incidental or consequential damages, so the above limitation or exclusion may not apply to you. This warranty gives you specific legal rights and you may also have other legal rights that vary from state to state.

To receive parts and/or service and the name of Wolf Factory Certified Service nearest you, contact Wolf Appliance, Inc., P.O. Box 44848, Madison, WI 53744; check the Product Support section of our website, [wolfappliance.com](http://wolfappliance.com), email us at [customerservice@subzero.com](mailto:customerservice@subzero.com) or call 800-222-7820.

\*Stainless steel (doors, panels, handles, product frames and interior surfaces) are covered by a limited 60-day parts and labor warranty for cosmetic defects.

\*Replacement filters for ventilation hood recirculating kits are not covered by the product warranty.



# 20

---

# 24

