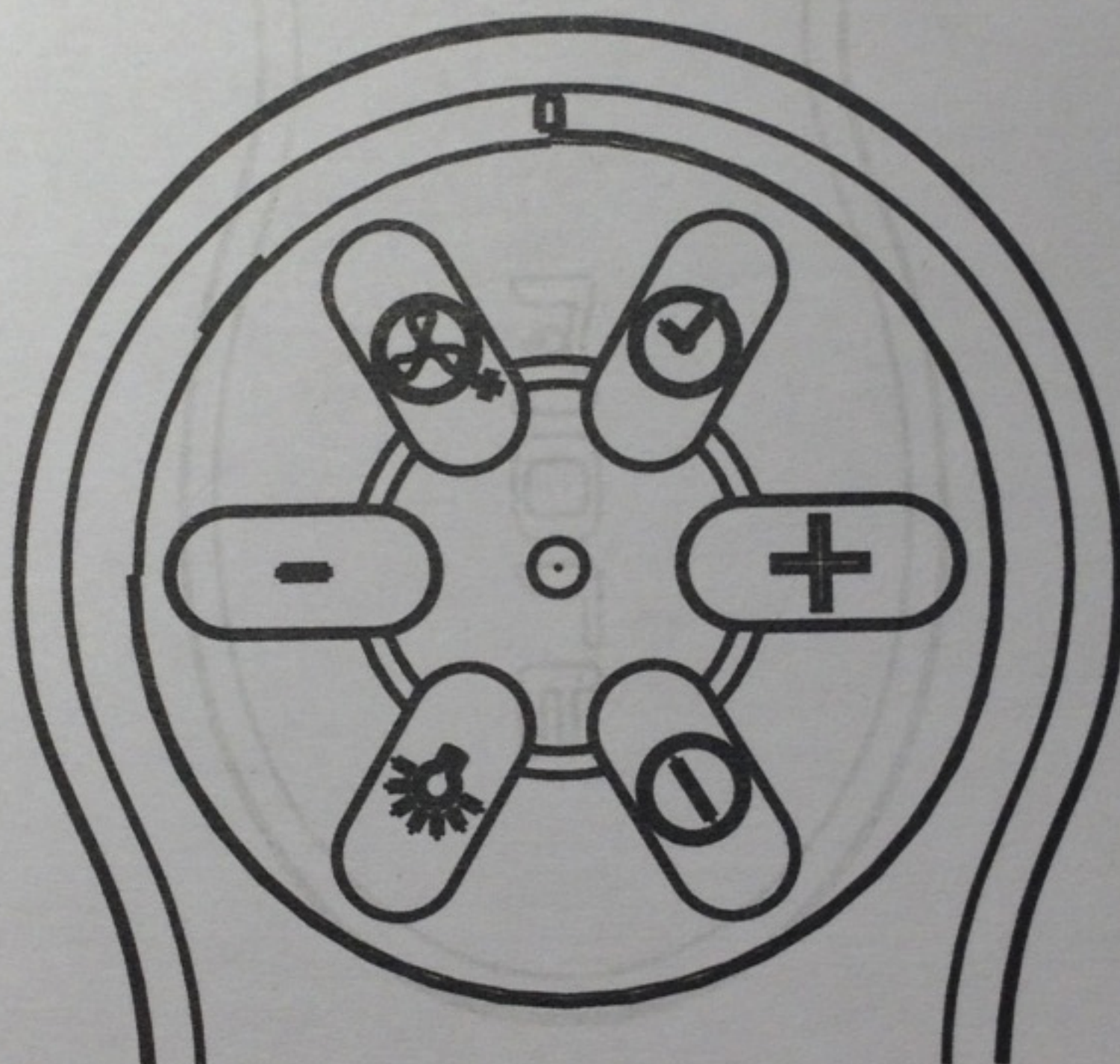
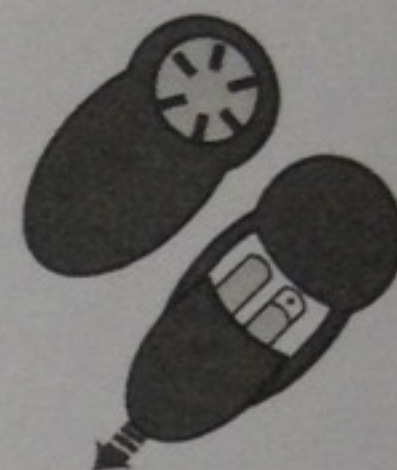


Warning!!!

The remote control replicates the functions on the control panel supplied with the hood. For a clearer understanding of these functions, please consult the instruction manual enclosed with the hood itself.

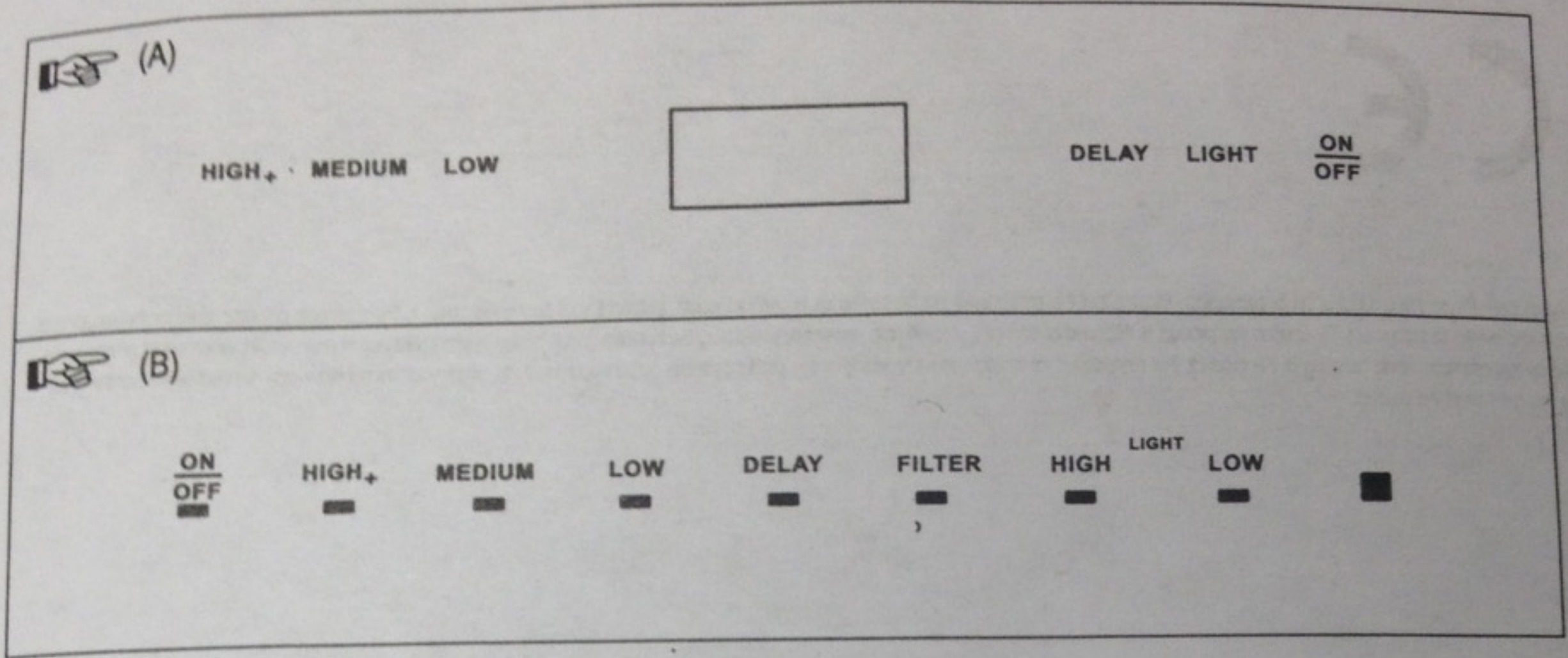
Warning!!!

- The remote control is powered by a 1.5 V carbon-zinc alkaline batteries of the standard LR03-AAA type (not included).
- Do not place the remote control near to heat sources.
- Used batteries must be thrown in the battery bank.



a d

Start up and disconnect the function Delay (where the hood is provided for).	Increases the working speed.	Start up / disconnect the motor to the intensive speed starting from each speed (even with switched off motor).	Decreases the working speed.	Turns the suction motor on and off.	Short pressure, switch on /off lights up to the highest brightness. Long pressure, switch on /off lights up to soft light (where the hood is provided for).



Activation process of remote control Receiver

Before carrying out any activation of the remote control it is necessary to verify the correct functioning of it. In the case that of the activation is necessary, please follow the below instructions. This activation should be carried out exclusively from the hood control panel.

PROCEDURE A

Press the "ON/OFF"-key for about 5 seconds until you will see:

- "IR" flash twice to indicate the **ACTIVATION** of the remote control receiver;
- "IR" flash once indicate the **DISCONNECTION** of the remote control receiver;

PROCEDURE B

Switch off the light and the motor and press the "DELAY" key for about 5 seconds until:


- the Led $\frac{\text{ON}}{\text{OFF}}$ + LOW flash twice to indicate the **ACTIVATION** of the remote control receiver;
- the Led $\frac{\text{ON}}{\text{OFF}}$ + LOW flash once to indicate the **DISCONNECTION** of the remote control receiver;

Warning!!!

The pictures shown are generic, your product may have symbolic and / or different aesthetic, follow the steps indicated until you turn the receiver ensuring the operation of the Remote Control.

CE



The symbol  on the product or on its packaging indicates that this product may not be treated as household waste. Instead it shall be handed over to the applicable collection point for the recycling of electrical and electronic equipment. By ensuring this product is disposed of correctly, you will help prevent potential negative consequences for the environment and human health, which could otherwise be caused by inappropriate waste handling of this product. For more detailed information about recycling of this product, please contact your local city office, your household waste disposal service or the shop where you purchased the product.