

BI-36UFDID/O



**FEATURES**

- Monitor and control remotely with Wi-Fi connectivity

---

- Accepts custom panels for an integrated look within cabinetry or stainless-steel accessory panels and handles to match other Sub-Zero, Wolf, and Cove products\*

---

- Preserves refrigerated foods with cool, moist air and frozen foods with frigid, dry air

---

- Fight spoilage and odors with a NASA-inspired air purification system

---

- Locks in cold air to ensure freshness with magnetic door seals

---

- Keeps produce fresher with high-humidity, sealed crisper and deli drawers

---

- Controls temperature within one degree of setpoint

---

- Filters water and ice, removing contaminants, chlorine taste, and odor

---

- Delivers fresh, filtered water through an internal dispenser located discreetly within the refrigerator

---

- Yields ice automatically and "max ice" for additional production

---

- Ensures excellent visibility with bright lights

---

- Refer to freshness cards for tips on food preservation, use, and care

**ACCESSORIES**

- 90° Door Stop

---

- Custom Side Panel Mounting Kit

---

- Egg Container

---

- Legacy 36" Stainless Steel Kickplate

---

- Legacy 45 3/16" Pro Handle

---

- Legacy Custom Front Panel Mounting Kit

---

- Legacy Grille Frame - 84"

---

- Legacy Pro Louvered Flush Inset Grille - 84"

---

- Legacy Stainless Steel Flush Inset Door Panel with Pro Handle

---

- Legacy Stainless Steel Flush Inset Door Panel with Tubular Handle

---

- Legacy Stainless Steel Flush Inset Drawer Panel with Pro Handle

---

- Legacy Stainless Steel Flush Inset Drawer Panel with Tubular Handle

---

- Legacy Stainless Steel Flush Inset Grille Panel

---

- Legacy Stainless Steel Pro Louvered Grille - 84"

---

- Legacy Stainless Steel Side Panel

---

- Water Filter

---

- Water Filter

---

- White Side Panel

---

- Stainless Steel Pro Handles

---


- Flush Inset Installation Accessories

---

- Framed Installation Accessories



**HANDLE ACCESSORIES**



**PRODUCT DETAILS**

**REFRIGERATOR**

- Internal water dispenser
- LED refrigerator and freezer lights
- 5 door bins (3 adjustable; 2 stationary)
- 4 glass refrigerator shelves (3 adjustable; 1 stationary)
- 1 high-humidity crisper drawer with adjustable dividers
- 1 refrigerator storage drawers with adjustable dividers
- 2 adjustable dairy compartments

**FREEZER**

- Automatic ice maker with removable ice container
- 1 full-extension roll-out freezer drawer

Classic Overlay or Flush Inset Grille Frames

---

### Classic Louvered Grilles

Accessories are available through an authorized dealer.  
For local dealer information, visit [subzero-wolf.com/locator](https://subzero-wolf.com/locator).

---

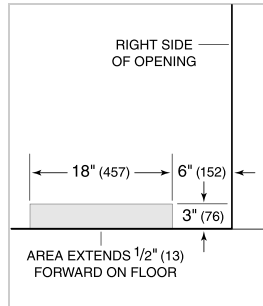
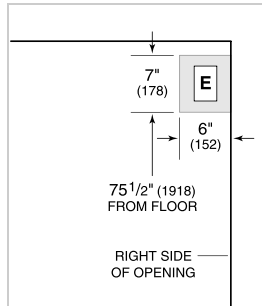
Specifications are subject to change without notice. This information was generated on October 13, 2024. Verify specifications prior to finalizing your cabinetry/enclosures.

**PRODUCT SPECIFICATIONS**

Model	BI-36UFDID/O
Dimensions	36"W x 84"H x 24"D
Refrigerator Capacity	15.7 cu. ft.
Freezer Capacity	5.3 cu. ft.
Electrical Supply	115 VAC, 60 Hz
Electrical Service	15 amp dedicated circuit
Plumbing Supply	1/4" OD copper, braided stainless steel or PEX tubing
Plumbing Pressure	35–120 psi
Receptacle	3-prong grounding-type

**ELECTRICAL**


**PLUMBING**



**PANEL SPECIFICATIONS** For complete panels specifications including width/height, weight requirements, thickness requirements and offset details visit [subzero-wolf.com/builtinconfigurator](http://subzero-wolf.com/builtinconfigurator).

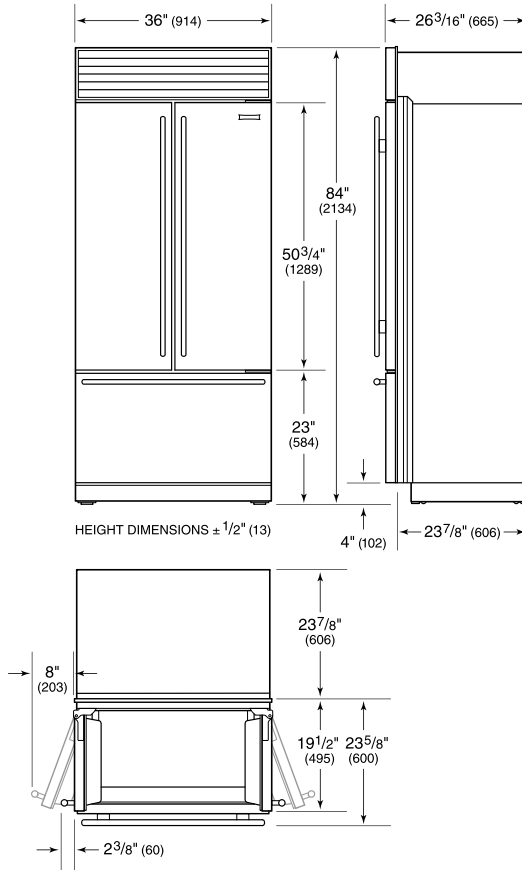
**NOTE:** Dimensions in parenthesis are in millimeters unless otherwise specified

**INTERIOR VIEW**

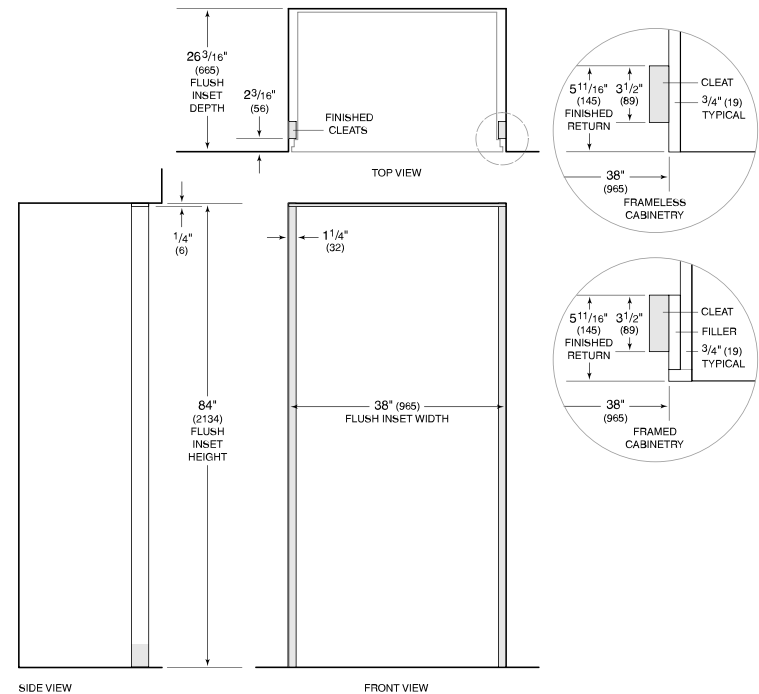


This illustration is intended for interior reference only and may not represent the exterior of the model being specified.

**DIMENSIONS**



**FLUSH INSET INSTALLATION**



**NOTE:** 3/16" (89) finished returns and shaded areas will be visible and should be finished to match cabinetry. Shaded line represents profile of unit with 3/4" (19) panel.