

BI-48S/O



FEATURES

LED Lighting for brighter interior

Overlay design accepts cabinetry panels of all kinds

Dual refrigeration keeps food fresher longer

Air purification system fights spoilage, odors

Crispers and deli drawers in low-temp, high-humidity zones for optimum freshness

Microprocessor control assures peak performance

Water-filtration system reduces contaminants, chlorine taste and odor

Freshness cards for maximum food preservation

Rigorously tested in our U.S. manufacturing facilities to ensure decades of use

Exceptional 24/7 support from Madison, WI-based Customer Care team

Magnetic door seal system locks in cold air

Automatic ice maker with "max ice" feature

Adjustable shelves for maximum convenience

ACCESSORIES

48" Stainless Steel Kickplate

Air Purification Cartridge

Custom Front Panel Mounting Kit

Custom Side Panel Mounting Kit

Egg Container

Extended Framed Handle Kit

Framed Handle Kit

Framed Louvered Grille Insert

Framed Stainless Steel Front Panels

Framed White Front Panels

Pro Louvered Flush Inset Grille - 84"

Stainless Steel Flush Inset Freezer Door Panel with Pro Handle

Stainless Steel Flush Inset Freezer Door Panel with Tubular Handle

Stainless Steel Flush Inset Grille Panel

Stainless Steel Flush Inset Refrigerator Door Panel with Pro Handle

Stainless Steel Flush Inset Refrigerator Door Panel with Tubular Handle

Stainless Steel Side Panel

Water Filter 4204490

White Side Panel

Side panel mounting kit

Stainless Steel Pro Handles

Stainless Steel Tubular Handles



HANDLE ACCESSORIES

PRO



TUBULAR



PRODUCT DETAILS

REFRIGERATOR

- 4 Adjustable glass shelves
- 1 Stationary glass shelf
- 1 High-humidity drawer with divider
- 2 Storage drawers with divider
- 3 Adjustable door shelves
- 2 Stationary door shelves
- Adjustable dairy compartment

FREEZER

- 3 Adjustable wire shelves
- 1 Stationary solid shelf
- 3 Storage drawers
- 5 Adjustable door shelves
- Automatic ice maker

Built-In Louvered Grilles

Built-In Overlay or Flush Inset Grille Frames

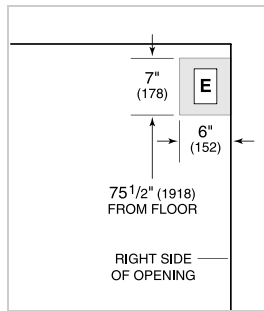
Accessories are available through an authorized dealer.
For local dealer information, visit subzero-wolf.com/locator.

Specifications are subject to change without notice. This information was generated on August 18, 2018. Verify specifications prior to finalizing your cabinetry/enclosures.

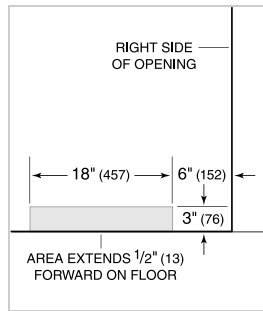
PRODUCT SPECIFICATIONS

Model	BI-48S/O
Dimensions	48"W x 84"H x 24"D
Door Clearance	30"
Weight	630 lbs
Refrigerator Capacity	19.1 cu. ft.
Freezer Capacity	9.8 cu. ft.
Electrical Supply	115 VAC, 60 Hz
Electrical Service	15 amp dedicated circuit
Receptacle	3-prong grounding-type

ELECTRICAL



PLUMBING



PANEL SPECIFICATIONS For complete panels specifications including width/height, weight requirements, thickness requirements and offset details visit subzero-wolf.com/builtinconfigurator.

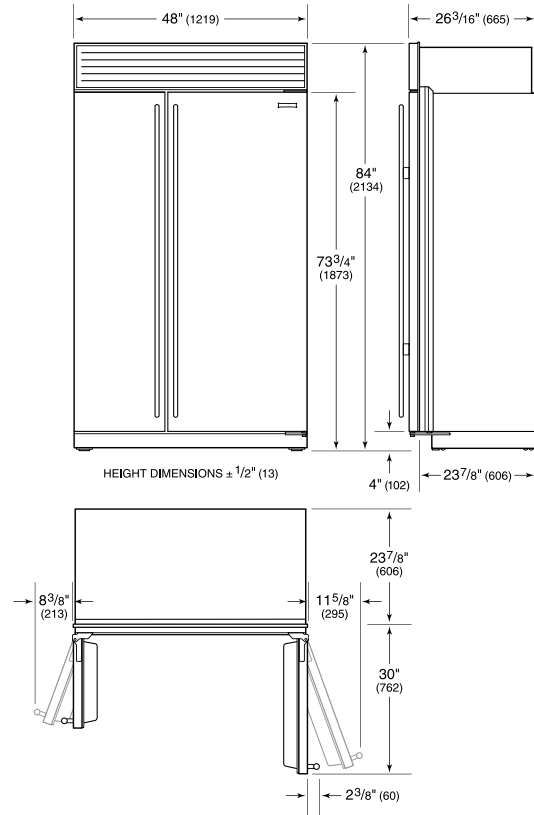
NOTE: Dimensions in parenthesis are in millimeters unless otherwise specified

INTERIOR VIEW

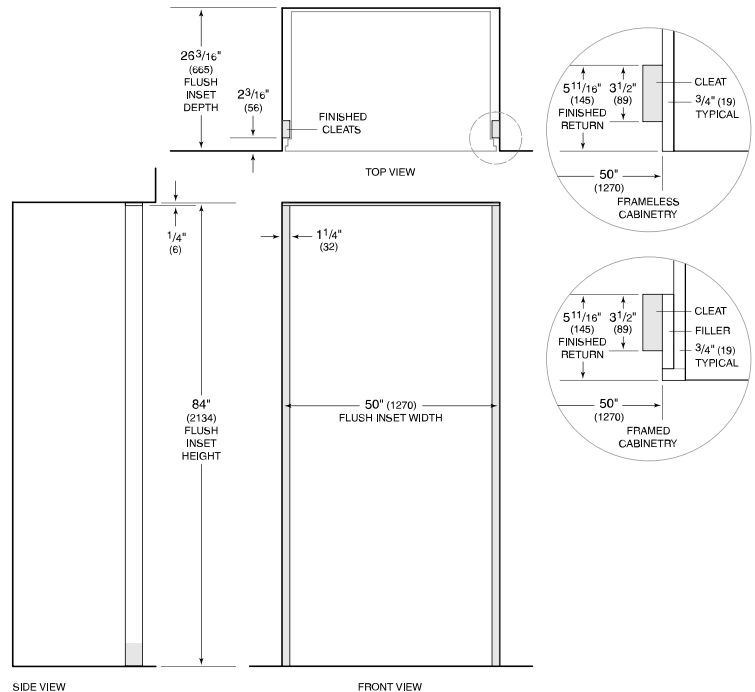


This illustration is intended for interior reference only and may not represent the exterior of the model being specified.

DIMENSIONS



FLUSH INSET INSTALLATION



NOTE: 3 1/2" (89) finished returns and shaded areas will be visible and should be finished to match cabinetry. Shaded line represents profile of unit with 3/4" (19) panel.