

BW-30/S



FEATURES

Offers any-occasion 146-bottle capacity

Store reds and whites in separate temperature zones that keep wines at proper serving temperatures, within one degree of setpoint

Maintains constant, moderate humidity with dual evaporators so corks do not dry out

Shields wine from aging with UV-resistant glass door

Select the wine you want without agitating others with textured roller-glide shelves that do not vibrate

Locks in cold air to ensure freshness with magnetic door seals

Locate your favorite bottles easily with LED lighting

Organize your collection with our inventory tile system

Connects to your home security system

ACCESSORIES

90° Door Stop

Classic Series Dessert Wine Rack

Legacy 45 3/16" Pro Handle

Legacy Bulk Storage Drawer

Legacy Dual Installation Kit

Legacy Dual Installation Kit with 60" Pro Louvered Grille

Legacy Dual Installation Kit with 66" Pro Louvered Grille

Legacy Lock Kit

Legacy Stainless Steel Kickplate - Left Hinge

Legacy Stainless Steel Kickplate - Right Hinge

Legacy Stainless Steel Side Panel

Legacy Tubular Handle

Stainless Steel Pro Louvered Grille - 83"

Stainless Steel Pro Louvered Grille - 88"

White Side Panel

Wine Inventory Tiles

Wine Inventory Tiles - Writable

Dual Installation Kit with Dual Wide Grille

Stainless Steel Pro Handles

Stainless Steel Tubular Handles

Accessories are available through an authorized dealer.
For local dealer information, visit subzero-wolf.com/locator.



HANDLE OPTIONS

PRO



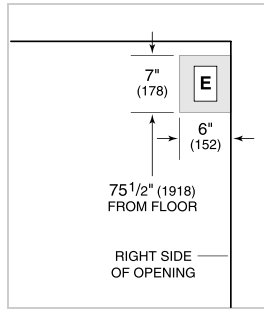
TUBULAR



PRODUCT SPECIFICATIONS

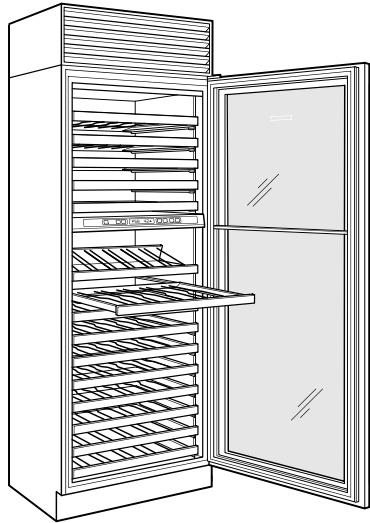
Model	BW-30/S
Dimensions	30"W x 84"H x 24"D
Electrical Supply	115 VAC, 60 Hz
Electrical Service	15 amp dedicated circuit
Wine Storage Capacity	146 Bottles

ELECTRICAL



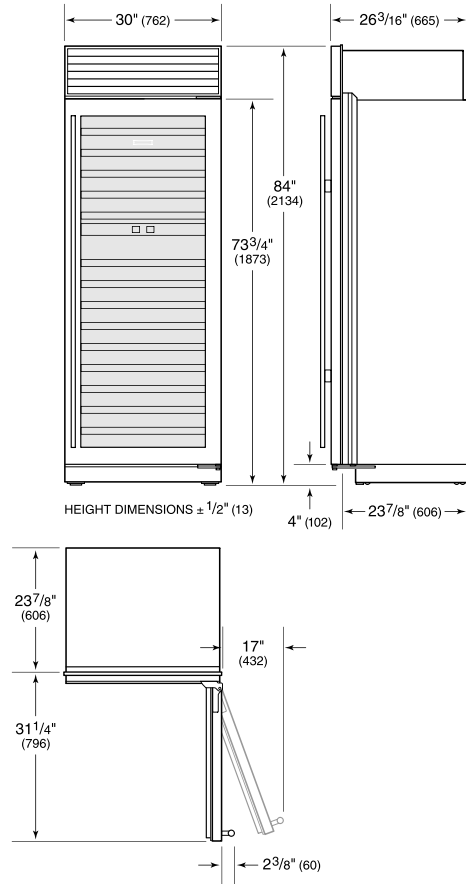
NOTE: Dimensions in parenthesis are in millimeters unless otherwise specified

INTERIOR VIEW

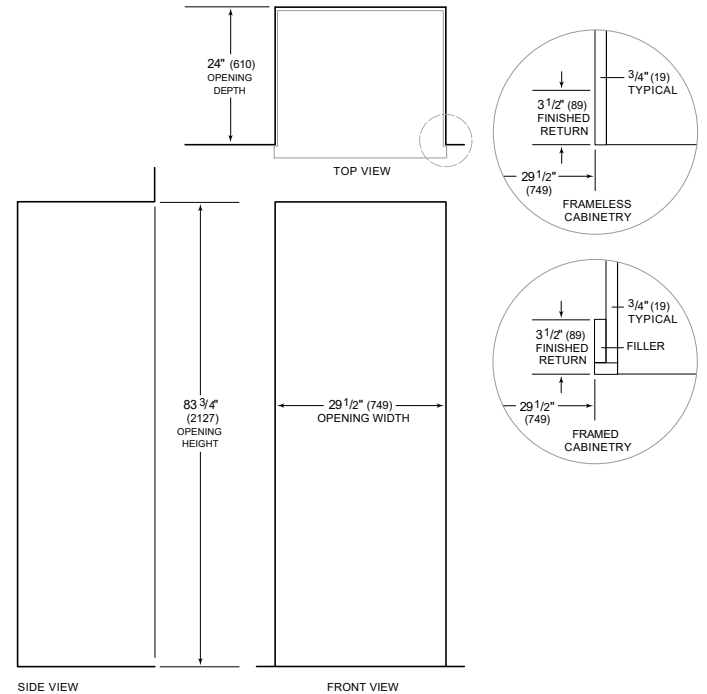


This illustration is intended for interior reference only and may not represent the exterior of the model being specified.

DIMENSIONS



STANDARD INSTALLATION



NOTE: 3 1/2" (89) finished returns will be visible and should be finished to match cabinetry. Shaded line represents profile of unit.