

**SPO30PM/S/PH****FEATURES**

Combines microwave, convection, and broil technologies to provide all-in-one oven versatility

Provides more cooking power than a traditional microwave with the help of convection and broil

Assures predictably delicious results with 10 microwave power levels, convenient quick-start modes, and an intuitive Gourmet mode

Fits a 9-by-13 pan in the 1.6 cubic feet, stainless-steel interior

Micro Bake and Micro Roast modes reduce or completely eliminate preheat times

Frees up counter space with efficient drop-down door design

Coordinates with other Wolf built-in ovens and appliances with various handle and trim options

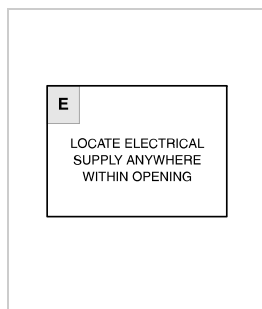
Master your technique with tips and recipes from the Mastering the Speed Oven guide



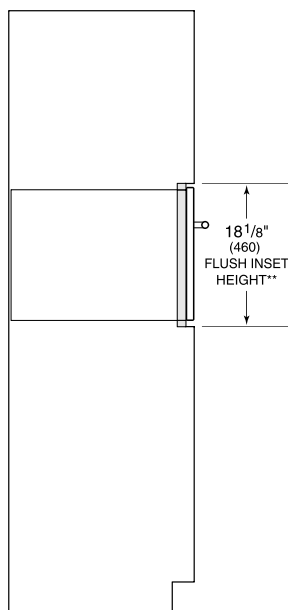
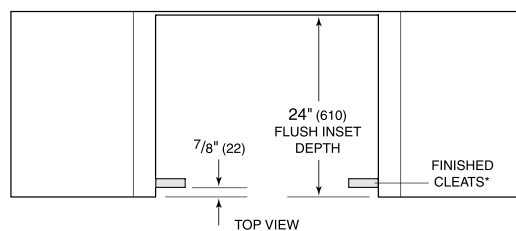
## DIMENSIONS

Technical drawings of the oven showing front, side, and open door views with dimensions in inches and millimeters.

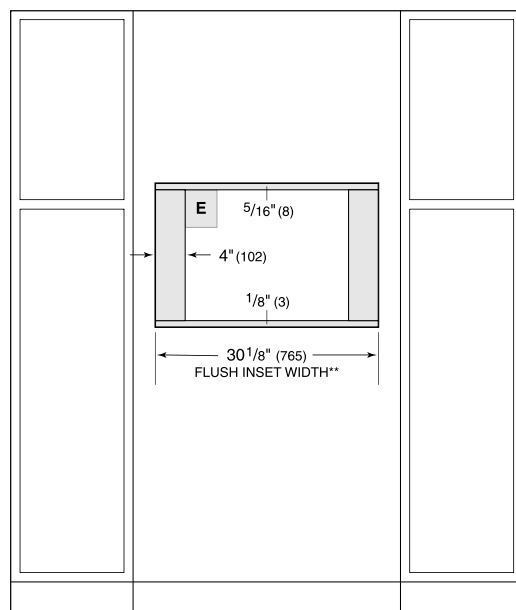
- Front View:**
  - Width: 29 7/8" (759)
  - Height: 17 7/8" (454)
- Side View:**
  - Depth: 21 1/2" (546)
  - Height: 17 1/2" (446)
  - Clearance from wall: 7/8" (22)
  - Label: "SAF"
- Open Oven Door View:**
  - Door Width: 21 3/16" (538)
  - Door Height: 14 3/16" (360)
  - Label: "OPEN OVEN DOOR"



## FLUSH INSTALLATION



**SIDE VIEW**



FRONT VIEW

*\*Will be visible and should be finished to match cabinetry.*  
*\*\*Dimension provides minimum reveals.*