

CL4850S/S



FEATURES

- Split Climate® intelligent cooling system revolutionizes Sub-Zero's already-superior preservation capabilities, keeping food even fresher for longer
- ClearSight® LED lighting system fully illuminates the interior and reduces shadows.
- Sleek stainless accents trim the interior, matching the sophistication of the exterior
- Touch control panel is conveniently located for easy access at the tap of a finger
- Night Mode optimizes the interior lighting based on the detected ambient light, reducing the brightness by 90% in dim environments
- Lift the base of the flip-up dairy compartment to store taller items on the shelf below
- Fresh-tasting, odorless, filtered ice ready on demand; activate Max Ice Mode to temporarily increase ice production
- Wi-Fi enabled for convenient remote access using your mobile device or smart home system
- Position adjustable door bins at various heights to accommodate assorted items
- Stainless-steel exterior and tubular or pro handles to match other Sub-Zero, Wolf, and Cove products

Sub-Zero offers an industry-leading full two-year warranty on appliances, along with a full five-year sealed system warranty


ACCESSORIES

- 48" Stainless Steel Kickplate
- 56 11/16" Pro Handle
- 90° Door Stop
- Air Purification Cartridge
- Custom Front Panel Mounting Kit
- Custom Side Panel Mounting Kit
- Egg Container
- Grille Frame - 84"
- Stainless Steel Pro Louvered Grille - 84"
- Water Filter
- Stainless Steel Kickplate

Accessories are available through an authorized dealer.  
For local dealer information, visit [subzero-wolf.com/locator](http://subzero-wolf.com/locator).



HANDLE OPTIONS



PRODUCT DETAILS

REFRIGERATOR

- 5 glass refrigerator shelves (4 adjustable; 1 stationary)
- 4 crisper drawers with removable dividers
- 5 refrigerator door bins (3 adjustable; 2 stationary)
- 1 flip-up dairy compartment
- Air purification system
- LED refrigerator and freezer lights

FREEZER

- Ice drawer with automatic ice maker
- 4 freezer shelves (3 adjustable; 1 stationary)
- 5 adjustable door bins
- 2 storage drawers
- Water filtration system

## DIMENSIONS

Technical drawings of the 48-inch wide refrigerator showing front and side views with dimensions.

**Front View Dimensions:**

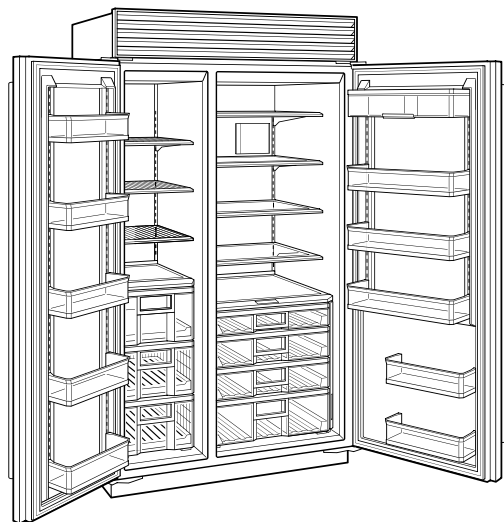
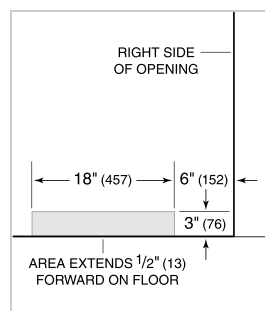
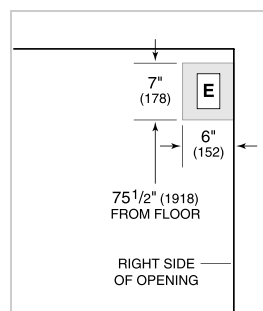
- Width: 48" (1219)
- Height (to top of door): 75 1/4" (1911)
- Height (to top of handle): 84" (2134)
- Height (to top of refrigerator): 237 7/8" (606)
- Height (to top of freezer): 30" (762)
- Height (to top of refrigerator): 237 7/8" (606)
- Height (to top of freezer): 30" (762)

**Side View Dimensions:**

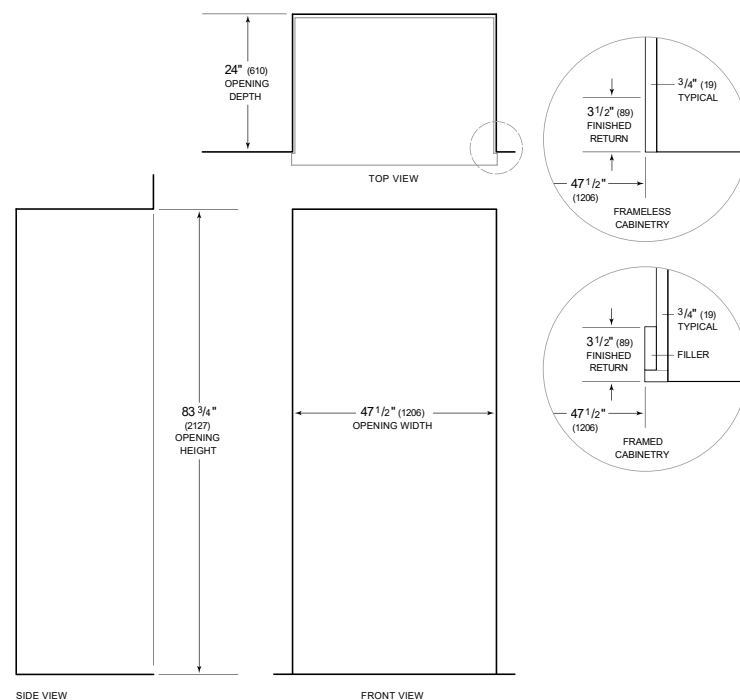
- Depth: 26 3/16" (665)
- Height (to top of door): 75 1/4" (1911)
- Height (to top of handle): 84" (2134)
- Height (to top of refrigerator): 237 7/8" (606)
- Height (to top of freezer): 30" (762)

**Other Dimensions:**

- Height (to top of door): 75 1/4" (1911)
- Height (to top of handle): 84" (2134)
- Height (to top of refrigerator): 237 7/8" (606)
- Height (to top of freezer): 30" (762)



## STANDARD INSTALLATION



NOTE: 3<sup>1</sup>/<sub>2"</sub> (89) finished returns will be visible and should be finished to match cabinetry  
Shaded line represents profile of unit.