

DET3650CI



FEATURES

- Split Climate® intelligent cooling system revolutionizes Sub-Zero's already-superior preservation capabilities, keeping food even fresher for longer
- ClearSight® LED lighting system fully illuminates the interior and reduces shadows.
- Sleek stainless accents trim the interior, matching the sophistication of the exterior
- Easily customize settings—from lighting to humidity—with the tap of a finger via the conveniently accessible touch control panel
- Night Mode optimizes the interior lighting based on the detected ambient light, reducing the brightness by 90% in dim environments
- Lift the base of the flip-up dairy compartment to store taller items on the shelf below
- Filtered ice is ready on demand; activate Max Ice Mode to temporarily increase ice production
- Position adjustable door shelves at various heights to accommodate assorted items
- Nano coating lines the perimeter of each glass shelf to create a hydrophobic barrier that helps contain spills
- The easily accessible NASA-inspired air purification system scrubs the air of ethylene and odor every 20 minutes
- Wi-Fi enabled for convenient remote access using your mobile device or smart home system
- Sub-Zero offers an industry-leading full two-year warranty on appliances, along with a full five-year sealed system warranty
- Accepts custom panels for an integrated look within cabinetry or stainless-steel accessory panels and handles to match other Sub-Zero, Wolf, and Cove products*


ACCESSORIES

- Air Purification Cartridge
- Designer Drawer Panel Support
- Egg Container
- Reduced Toekick Divider
- Stainless Steel Side Panel
- Water Filter
- Dual Installation Kits
- Stainless Steel Dual Installation Kickplates
- Stainless Steel Door and Drawer Panels with Pro Handle
- Stainless Steel Door and Drawer Panels with Tubular Handle
- Stainless Steel Pro and Tubular Handles

Accessories are available through an authorized dealer.
For local dealer information, visit subzero-wolf.com/locator.



HANDLE ACCESSORIES



PRODUCT DETAILS

REFRIGERATOR

- LED refrigerator and freezer lights
- 4 glass refrigerator shelves (3 adjustable; 1 stationary)
- Crisper drawer with adjustable dividers
- 3 door bins (2 adjustable; 1 stationary)
- 1 flip-up dairy compartment

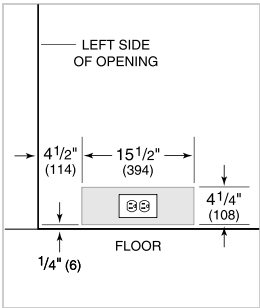
FREEZER

- 2 full-extension roll-out freezer drawers; one with adjustable dividers
- Automatic ice maker with removable ice container

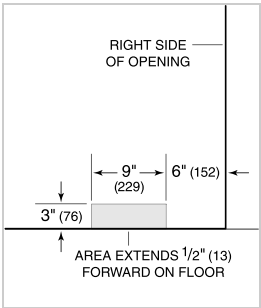
PRODUCT SPECIFICATIONS

Model	DET3650CI
Dimensions	36"W x 84"H x 24"D
Refrigerator Capacity	13.3 cu. ft.
Freezer Capacity	6.3 cu. ft.
Weight	460 lbs
Electrical Supply	115 VAC, 60 Hz
Electrical Service	15 amp dedicated circuit
Plumbing Supply	1/4" OD copper, braided stainless steel or PEX tubing
Plumbing Pressure	35–120 psi

ELECTRICAL



PLUMBING

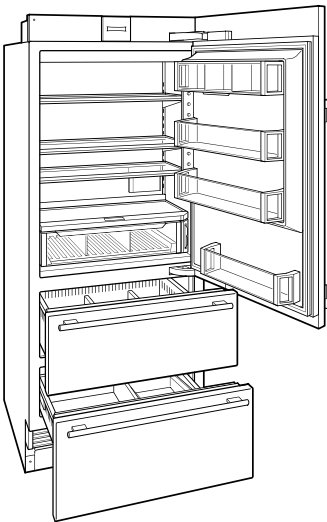


NOTE: The electrical outlet must be positioned with the grounding prong to the right of the thinner blades.

PANEL SPECIFICATIONS For complete panels specifications including width/height, weight requirements and thickness requirements visit subzero-wolf.com/reveal.

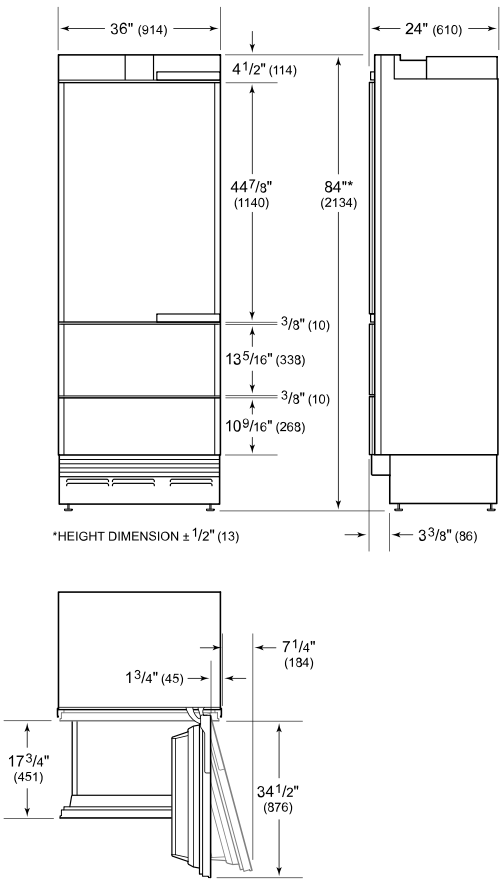
NOTE: Dimensions in parenthesis are in millimeters unless otherwise specified

INTERIOR VIEW



This illustration is intended for interior reference only and may not represent the exterior of the model being specified.

DIMENSIONS



STANDARD INSTALLATION

