

## CI152TF/S

### FEATURES

Distributes heat more evenly with 40 percent faster temperature response than gas or electric

Transfers heat more efficiently because the energy is supplied directly to the cookware

Enjoy cooking with lightning-fast highs and subtle lows

Pair our slim 15" width with other Wolf modules for an integrated design

Promote safer and easier cooking with cookware sensing guards

Cleanup is a snap with the black ceramic glass surface

Enjoy the illuminated touch controls and convenient lock feature

### ACCESSORIES

Cooktop/Module Filler Strip

Cooktop/Module Filler Strip for Downdrafts

Accessories available through an authorized dealer.

For local dealer information, visit [subzero-wolf.com/locator](https://subzero-wolf.com/locator).



### COOKTOP SPECIFICATIONS

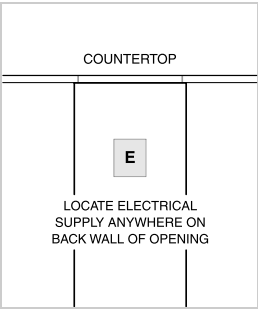
- True simmer and melt settings
- Black ceramic glass surface
- 1 - 1,400 W element
- 1 - 2,300 W element with 3,700 W boost



PRODUCT SPECIFICATIONS

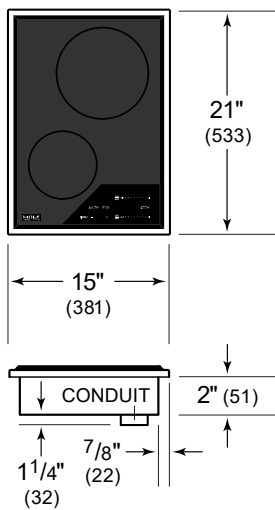
Model	C1152TF/S
Dimensions	15"W x 2"H x 21"D
Weight	29 lbs
Electrical Supply	3-wire, 240/208 VAC, 60 Hz
Electrical Service	20 amp dedicated circuit
Conduit Length	4 Feet

ELECTRICAL

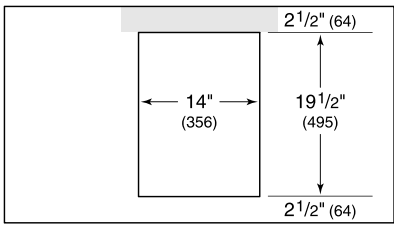


**NOTE:** Dimensions in parenthesis are in millimeters unless otherwise specified

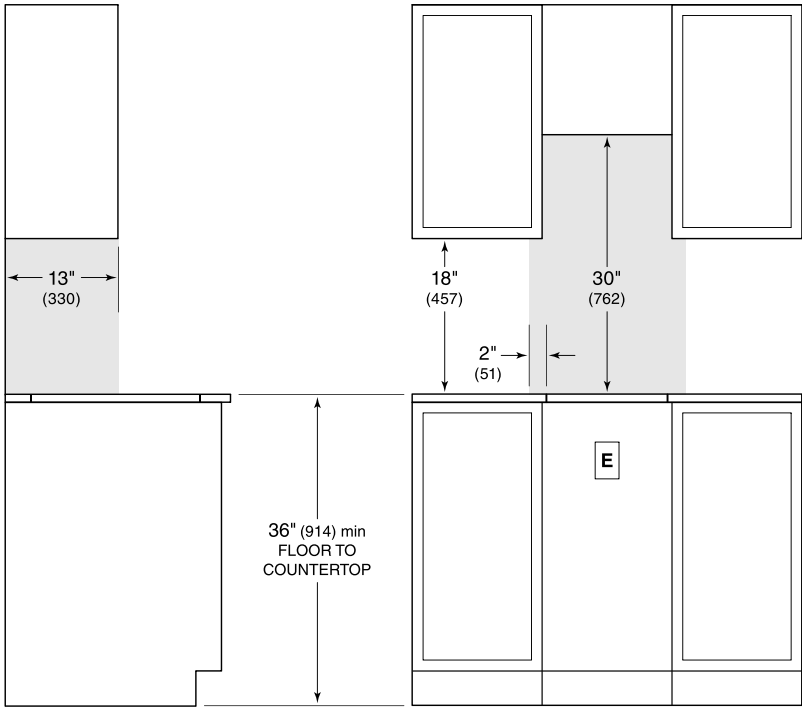
DIMENSIONS



STANDARD INSTALLATION



COUNTERTOP CUT-OUT



SIDE VIEW

FRONT VIEW

**NOTE:** Shaded area above countertop indicates minimum clearance to combustible surfaces, combustible materials cannot be located within this area.