

SPO24TE/S/TH**FEATURES**

Combines microwave, convection, and broil technologies to provide all-in-one oven versatility

Provides more cooking power than a traditional microwave with the help of convection and broil

Assures predictably delicious results with 10 microwave power levels, convenient quick-start modes, and an intuitive Gourmet mode

Fits a 9-by-13 pan in the 1.6 cubic feet, stainless-steel interior

Micro Bake and Micro Roast modes reduce or completely eliminate preheat times

Frees up counter space with efficient drop-down door design

Coordinates with other Wolf built-in ovens and appliances with various handle and trim options

Master your technique with tips and recipes from the Mastering the Speed Oven guide

ACCESSORIES

Pro Handle

Accessories available through an authorized dealer.

For local dealer information, visit subzero-wolf.com/locator.

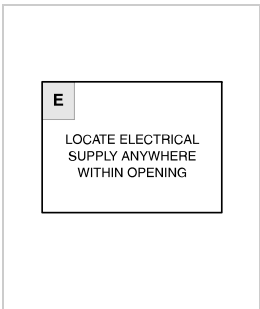




PRODUCT SPECIFICATIONS

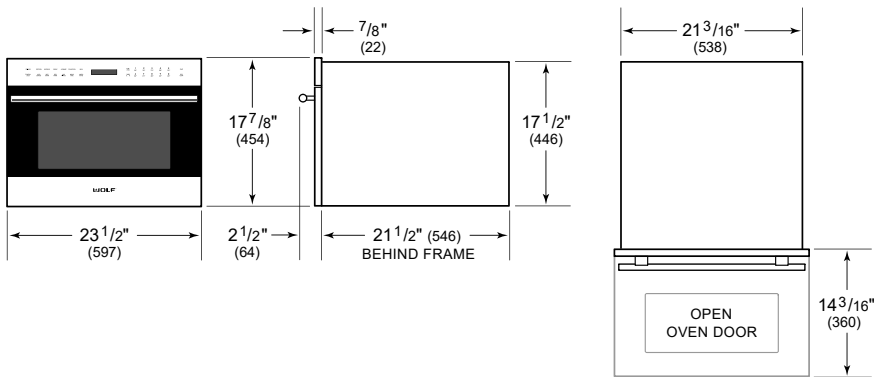
Model	SPO24TE/S/TH
Dimensions	23 1/2"W x 17 7/8"H x 21 1/2"D
Capacity	1.6 cu. ft.
Door Clearance	14 3/16"
Weight	105 lbs
Electrical Supply	grounded, 240/208 VAC, 60Hz
Electrical Service	15 amp dedicated circuit
Power Cord Length	6 Feet
Receptacle	NEMA 6-20R grounding type

ELECTRICAL

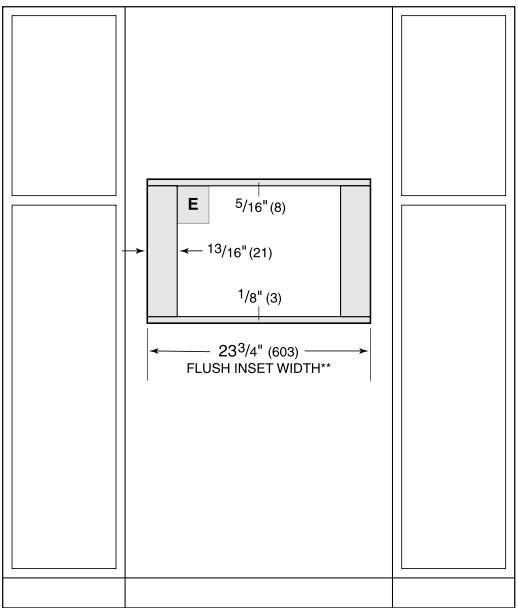
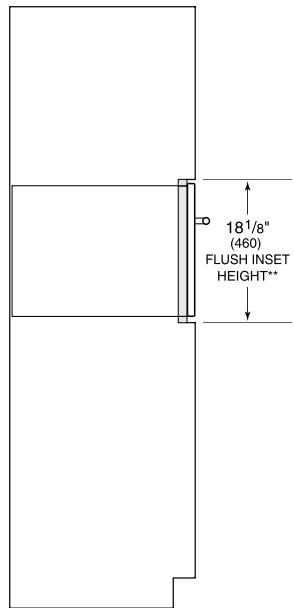
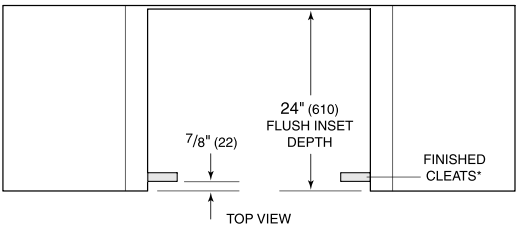


NOTE: Dimensions in parenthesis are in millimeters unless otherwise specified

DIMENSIONS



FLUSH INSTALLATION



SIDE VIEW

FRONT VIEW

*Will be visible and should be finished to match cabinetry.
**Dimension provides minimum reveals.