

CL3050W/S



FEATURES

- Legacy product image shown; actual product varies slightly.
- Store reds and whites in separate temperature zones that keep wines at proper serving temperatures, within one degree of setpoint
- Offers any-occasion 146-bottle capacity
- Full-extension wine racks provide easy access to standard-size bottles, half bottles, and magnums without agitating others
- Touch control panel is conveniently located for easy access at the tap of a finger
- UV-resistant glass door shields wine from harmful light
- Inventory tile system aids collection organization
- Control your appliance from wherever you are using our convenient Owner's App—remotely control independent temperature zones, be notified of a door left ajar, or receive remote service diagnostics
- Stainless-steel exterior and tubular or pro handles to match other Sub-Zero, Wolf, and Cove products
- Sub-Zero offers an industry-leading full two-year warranty on appliances, along with a full five-year sealed system warranty


ACCESSORIES

- 30" Classic Series Bulk Storage Drawer
- 90° Door Stop
- Classic Series Dessert Wine Rack
- Custom Side Panel Mounting Kit
- Dual Installation Kit
- Dual Installation Kit with 60" Grille Frame
- Dual Installation Kit with 60" Pro Louvered Grille
- Dual Installation Kit with 66" Grille Frame
- Dual Installation Kit with 66" Pro Louvered Grille
- Grille Frame - 84"
- Lock Kit
- Pro Louvered Flush Inset Grille - 84"
- Stainless Steel Flush Inset Grille Panel
- Stainless Steel Kickplate - Left Hinge
- Stainless Steel Kickplate - Right Hinge
- Stainless Steel Pro Louvered Grille - 84"
- Wine Inventory Tiles
- Wine Inventory Tiles - Writable
- Stainless Steel Kickplate

Accessories are available through an authorized dealer.  
For local dealer information, visit [subzero-wolf.com/locator](https://subzero-wolf.com/locator).



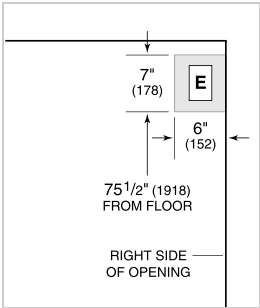
HANDLE OPTIONS



PRODUCT SPECIFICATIONS

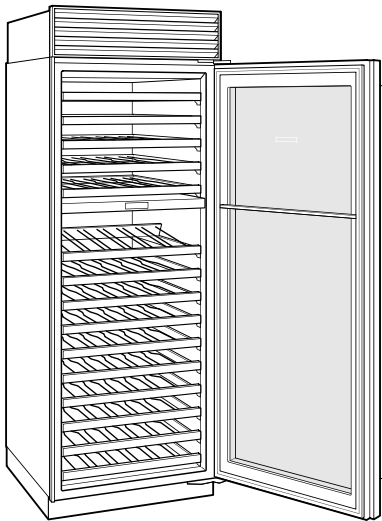
Model	CL3050W/S
Dimensions	30"W x 84"H x 24"D
Weight	475 lbs
Electrical Supply	115 VAC, 60 Hz
Electrical Service	15 amp dedicated circuit
Wine Storage Capacity	146 Bottles

ELECTRICAL



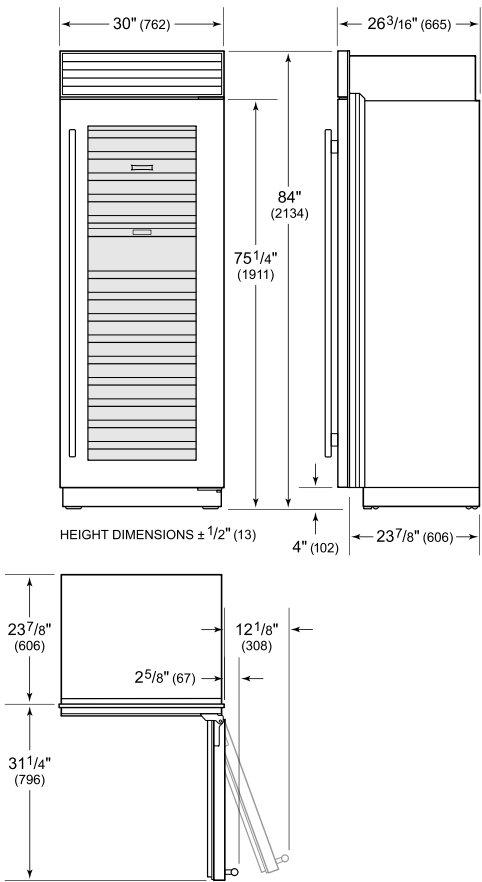
NOTE: Dimensions in parenthesis are in millimeters unless otherwise specified

INTERIOR VIEW

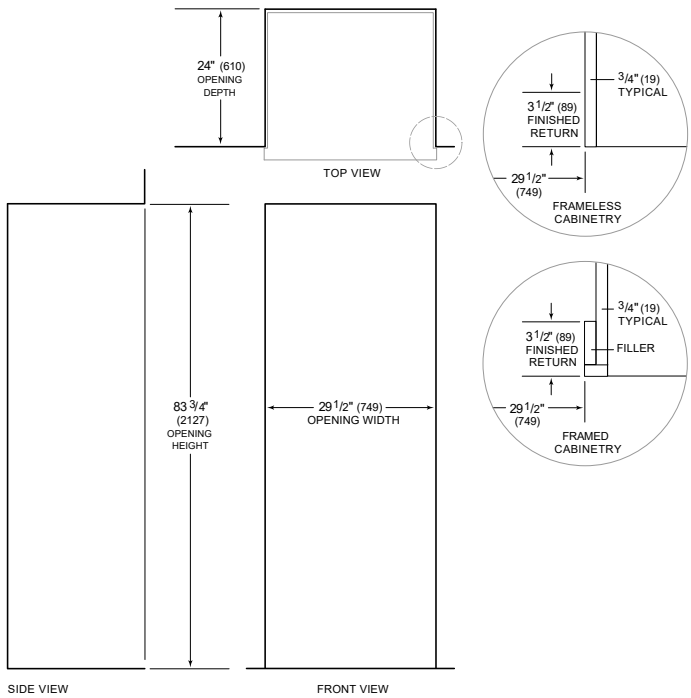


This illustration is intended for interior reference only and may not represent the exterior of the model being specified.

DIMENSIONS



STANDARD INSTALLATION



NOTE: 3 1/2" (89) finished returns will be visible and should be finished to match cabinetry. Shaded line represents profile of unit.