

DF60650DG/S/P



FEATURES

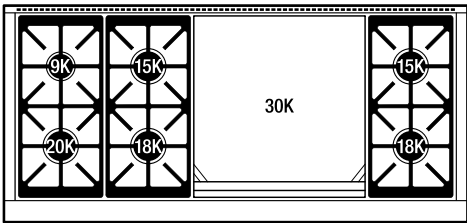
- Make a statement with your choice of door colors and finishes for your Wolf Dual Fuel Range—classic stainless or new powder-coated black or white
- Patented dual-stacked, sealed burners offer precise temperature adjustment
- Burners produce up to 20,000 Btu for fast boils and intense sears and as low as 300 Btu for true simmers and melts
- For improved temperature control and safety, the spark ignition system reignites burners automatically
- Wolf's Dual VertiFlow™ convection system provides reliably even heat, reduces hot and cold spots, and enables consistent multi-rack cooking
- Gourmet Mode features nearly 50 presets that automatically control the oven to ensure delicious results
- Take the guesswork out of cooking with 10 chef-created cooking modes, including Bake, Broil, Convection, Convection Roast, Dehydrate, Gourmet, Proof, Roast, Stone, and Warm
- The redesigned 30,000 Btu double griddle features even, precise heat, handling breakfast with equal finesse as seared proteins and stir-fried vegetables
- The full-color touchscreen is intuitive and easy to read, discreetly hiding away when not in use
- LED backlit control bezels illuminate when in use, indicating which burners are active
- The oven offers self-clean, delayed start, timed cook, and Sabbath features
- The temperature probe alerts you when your dish has reached the desired temperature
- Control your oven from wherever you are using our convenient Owner's App—remotely preheat, adjust temperatures, select modes, and more
- ACCESSORIES
- 2-Burner Wok Grate
- 22" Cutting Board
- 30" Broiler Pan and Rack
- 30" Dehydration Rack Set
- 30" Full-Extension Ball-Bearing Oven Rack
- 30" Multifunction Pan
- 30" Premier Baking Sheet
- 30" Standard Oven Rack
- 48" and 60" Dual Fuel Brushed Brass Bezel Kit
- Bake Stone Kit
- Filler Trim
- Griddle Cleaning Kit
- Griddle Cleaning Pads
- Griddle Cleaning Solution



KNOB OPTIONS



TOP CONFIGURATION



RANGETOP SPECIFICATIONS

- 1 - 9,200 Btu burner
- 2 - 15,000 Btu burners
- 2 - 18,000 Btu burners
- 1 - 20,000 Btu burner
- 1 - 30,000 Btu Double Griddle
- Stainless-steel griddle cover
- Stainless-steel island trim

Temperature Probe

Red, black, brushed stainless, brushed brass, and brushed gray knob kits

Rear Caster Covers

Front Leg Extension Covers

Stainless Steel Kickplates

5" and 10" stainless steel risers, and 20" riser with shelf

Ranges Accessory Door Kits

Accessories available through an authorized dealer.
For local dealer information, visit subzero-wolf.com/locator.

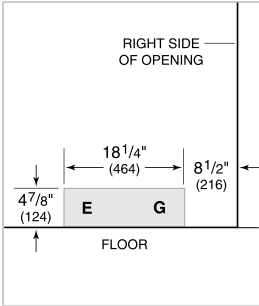
Specifications are subject to change without notice. This information was generated on December 8, 2025. Verify specifications prior to finalizing your cabinetry/enclosures.



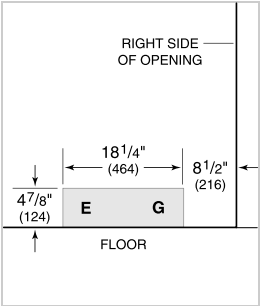
PRODUCT SPECIFICATIONS

| | |
|----------------------------|--------------------------------|
| Model | DF60650DG/S/P |
| Dimensions | 59 7/8"W x 36 1/2"H x 29 1/2"D |
| Oven 1 Interior Dimensions | 25 1/4"W x 17 1/2"H x 20"D |
| Oven 2 Interior Dimensions | 25 1/4"W x 17 1/2"H x 20"D |
| Oven 1 Usable Capacity | 3.2 cu. ft. |
| Oven 1 Overall Capacity | 5.1 cu. ft. |
| Oven 2 Usable Capacity | 3.2 cu. ft. |
| Oven 2 Overall Capacity | 5.1 cu. ft. |
| Door Clearance | 21" |
| Electrical Supply | 240/208 VAC, 60 Hz |
| Electrical Service | 50 amp dedicated circuit |
| Gas Supply | 3/4" ID line |
| Gas Inlet | 1/2" NPT female |

ELECTRICAL

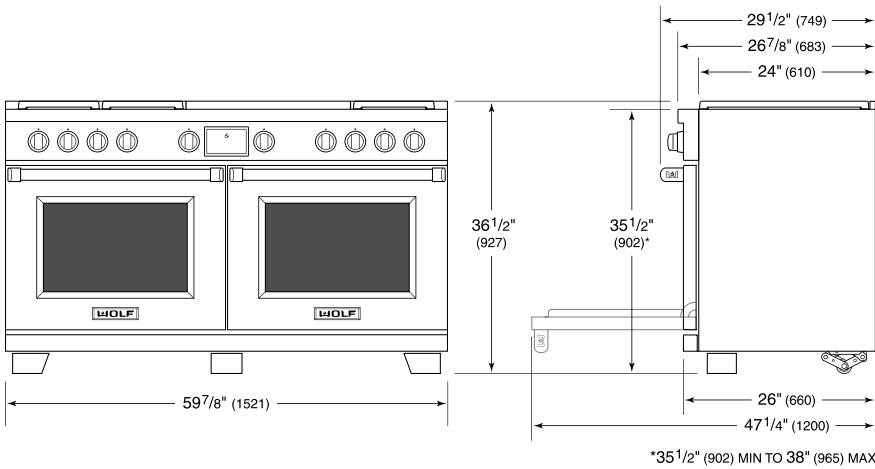


GAS

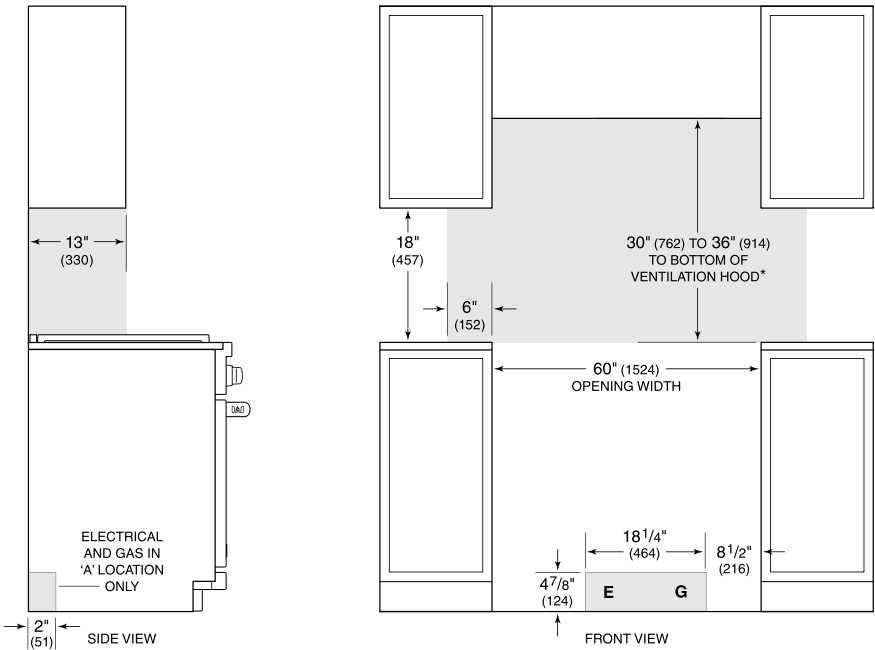


NOTE: Dimensions in parenthesis are in millimeters unless otherwise specified

DIMENSIONS



STANDARD INSTALLATION



*Without ventilation hood, 36" (914) minimum clearance countertop to combustible materials, 44" (1118) for charbroiler.

NOTE: Shaded area above countertop indicates minimum clearance to combustible surfaces, combustible materials cannot be located within this area.

For island installation, 12" (305) minimum clearance back of range to combustible rear wall above countertop.